



2006-07 YEAR IN REVIEW

Section Contents

2006-07 SEASON IN REVIEW	106
2006-07 FINAL PLAYER BIOS	108
2006-07 TEAM STATISTICS	109
2006-07 PAC-10 STANDINGS/HONORS	114
2006-07 PAC-10 STATISTICS	115
2006-07 BOX SCORES	117

With seemingly half the California team battling injuries – five players had surgery either before, during or after the season – the short-handed Golden Bears finished the 2006-07 campaign with a 16-17 overall record and a 6-12 mark in the Pac-10 Conference.

Although guard Nikola Knezevic and center Jordan Wilkes missed the year due to preseason knee surgeries, Cal surged to an 8-3 start that included a tournament title at the Great Alaska Shootout. Behind MVP Ryan Anderson, the Bears defeated Marshall, Hawaii and Loyola Marymount en route to the championship.

Riding their first in-season tournament victory outside the Golden Bear Classic since 1975, Cal came home to overwhelm Kansas State, 78-48, behind 18 points from Omar Wilkes.

But then starting center DeVon Hardin, who was averaging 10.7 ppg and 8.4 rpg to go along with 21 blocks, suffered a stress fracture to his left mid-foot vs. Furman Dec. 19, leaving the Bears without an experienced big man on the roster. As a result, several players had to play out of position, including Anderson at center and Theo Robertson at power forward.

Despite its lack of inside depth, Cal won four of its first six Pac-10 games, starting with road victories at Arizona State (66-62 in overtime) and Stanford (67-63). The decision over the Cardinal, keyed by Ayinde Ubaka's 26 points, marked the Bears' first triumph at Maples Pavilion since 1993, when Jason Kidd was a freshman.

Cal posted perhaps its most significant win of the regular season at home Feb. 15, when the Bears edged No. 15 Oregon, 63-61, as Anderson had 18 points and Ubaka snared a career-best 12 rebounds.

Seeded eighth in the Pac-10 tournament, Cal routed Oregon State, 70-51, in the opening round, then shocked top-seeded and fourth-ranked UCLA in the quarterfinals, 76-69 in overtime. Ubaka, who tied a career-best with 29 points, scored eight of his points in the extra period.


After the season, Anderson was voted to the Pac-10 All-Freshman team, and both he and Ubaka were chosen honorable mention All-Pac-10 and second-team NABC All-District. In addition, Alex Pribble was elected first-team Pac-10 All-Academic for the second year in a row.

Cal Sets Free Throw Record, Ranks Third in Country

Perhaps the greatest area of improvement for the Bears over the past couple of years has been at the free throw line. After ranking last in the Pac-10 in both 2004 (62.8%) and 2005 (62.7%), Cal not only led the league this past year, but finished the season rated No. 3 in the country with a school-record 76.9 percent. The Bears were perfect from the line three times – 11-for-11 vs. Loyola Marymount Nov. 25, 12-for-12 at Oregon Jan. 20 and 8-for-8 vs. USC Jan. 27. The Oregon performance set a school record for most attempts without a miss. In addition, Cal was 42-for-44 at the charity stripe in the Great Alaska Shootout (95.5%). Freshman Jerome Randle made the first 12 tries of his career and paced the squad at 81.4 percent, while junior Omar Wilkes was at 80.6 percent. The previous school team record was 73.5 percent, set in 1986-87.

2006-07 NCAA Free Throw Leaders

1. Villanova	594-761	78.1%
2. Utah State	492-631	78.0%
3. California	400-520	76.9%
4. Oakland	546-711	76.8%



Omar Wilkes

Bears Break Three-Point Record

With 249 three-pointers during the season, Cal soared past the old school record of 198 set during the 2002-03 campaign. Six different players made at least 20 shots from behind the arc, and for the first time in school history, two Bears connected on at least 50 treys. Ayinde Ubaka paced the squad with 59 three-pointers, followed closely by Ryan Anderson and his 58 threes. The others with 25 or more were Omar Wilkes (37), Jerome Randle (26), Theo Robertson (26) and Eric Vierneisel (26). As a team, Cal sank at least 10 treys in a game eight times, with a best of 13 at Arizona in the Pac-10 opener.

Cal Team Three-Pointer List


1. 2006-07	249
2. 2003-03	198
3. 1989-90	196
4. 1994-95	189

Bears Face One of Nation's Toughest Schedules

According to almost any measure, Cal played one of the most difficult schedules in the country last year. The highest ranking comes from the Sagarin Ratings, which put the Bears' strength of schedule at No. 6. Other high rankings include No. 13 from both collegierpi.com and Ken Pomeroy's kenpom.com, No. 14 from CBS Sportsline RPI and No. 20 from ESPN's InsideRPI. Cal played 11 games against ranked opponents during the season, defeating then-No. 15 Oregon, 63-61, at home Feb. 15 and then-No. 4 UCLA, 76-69, in overtime in the Pac-10 Tournament quarterfinals March 8. The win was the Bears' first over a top-five team since defeating then-No. 4 UCLA in 1994.

Bears Suffer without DeVon Hardin in Lineup

Most clearly, the turning point in Cal's season came on Dec. 19 in a win over Furman, when center DeVon Hardin suffered a stress fracture to his left foot that kept him on the sidelines the rest of the year. With the 6-11 Hardin in the line-up, the Bears had posted an 8-3 record, but they were just 8-14 after the injury. The biggest hit without the Cal big man was on the defensive end, as the Bears went from allowing just 61.4 ppg and 40.6 percent field goal shooting to surrendering 73.0 ppg and 49.7 percent. Hardin had been averaging 10.7 ppg and 8.4 rpg with 21 blocks before he was hurt. Hardin's 21 blocks equaled Cal's entire team total for the Pac-10 regular season.



Ayinde Ubaka

Ayinde Ubaka First to 1,000 Points, 100 3-Pointers, 300 Assists

With 22 points at Oregon State Jan. 18, Ayinde Ubaka became the 35th player in school history to score 1,000 points in a career. He finished his career ranked 17th with 1,194 points. Ubaka is the first Bear ever to have at least 1,000 points, 100 three-pointers (160) and 300 assists (417). He is also the only player in Cal history to rate among the school's all-time top 20 in scoring as well as top 10 in three-pointers and assists. During his senior year in 2006-07, Ubaka came up big in two of the Bears' most significant victories. He scored a team-high 26 points at Stanford – Cal's first road win in the series in 14 years – and added a career-high-tying 29 points in the Pac-10 Tournament win over UCLA.

Ryan Anderson Third Freshman to Lead Cal in Scoring since '96

In contributing a team-high 16.3 ppg, Ryan Anderson became the third freshman to pace Cal in scoring since 1996. Leon Powe was the last Cal rookie to accomplish the feat when he averaged 15.1 ppg in 2004 and was voted Pac-10 Freshman of the Year. Back in 1996, Shareef Abdur-Rahim not only led the Bears, but he paced the Pac-10 with 21.1 ppg and was named both Pac-10 Freshman of the Year and Pac-10 Player of the Year. Anderson, a member of the Pac-10 All-Freshman squad and an honorable mention All-Pac-10 pick, was voted MVP of the Great Alaska Shootout in November and was chosen to the all-tournament team at the Pac-10 Tournament in March. He scored a high of 27 points in the Pac-10 tourney opener vs. Oregon State and reached double figures 29 times in 33 games. In addition, Anderson established a Cal freshman record with 269 rebounds, breaking the mark of 256 set by Powe in 2004.

Cal Freshman Scoring Leaders

1. Shareef Abdur-Rahim (1996)	21.1 ppg
2. Ryan Anderson (2007)	16.3 ppg
3. Leon Powe (2004)	15.1 ppg
4. Brian Hendrick (1990)	14.9 ppg

Cal Freshman Rebound Leaders

1. Ryan Anderson (2007)	269
2. Leon Powe (2004)	256
3. Bob McKeen (1952)	249
4. Brian Hendrick (1990)	242

Golden Bear Notes ...

Cal averaged only 11.7 turnovers per game, ranking 18th in the country and second in the Pac-10 ... head coach Ben Braun picked up his 200th win at Cal with an 84-80 overtime decision over Oregon State on Feb. 17 ... during the regular season, all six of the Bears' Pac-10 wins were by six points or less; however, both victories in the Pac-10 tournament were by more than six, including a 19-point win over Oregon State ... former All-American guard Russ Critchfield (1966-69) was inducted into the Pac-10 Hall of Honor in March ... Cal won four overtime games for the first time ever ... Cal was 14-4 when holding opponents to 70 or fewer points, but just 2-13 when giving up 71 or more.

2006-07 Starters and Key Reserves

Pos	No	Name	Ht	Wt	Yr	PPG	RPG	Notes
F	24	Theo Robertson	6-6	225	So	8.8	4.3	Led Cal with 27 steals; career-high 21 points vs. OSU
C	34	Ryan Anderson	6-10	235	Fr	16.3	8.2	Pac-10 All-Freshman; top 5 in Pac-10 in ppg & rpg
G	1	Ayinde Ubaka	6-4	200	Sr	13.7	4.3 apg	No. 17 on Cal's career list with 1,194 points
G	2	Omar Wilkes	6-4	185	Jr	9.9	2.2	Had 19 double-figure scoring games
G	23	Patrick Christopher	6-5	210	Fr	5.2	2.3	Earned 14 starts; 24 points, 11 rebounds vs. OSU
G	3	Jerome Randle	5-10	160	Fr	6.5	2.8 apg	Shot 81.4% from the FT line
G	13	Nikola Knezevic	6-2	18.5	So	—	—	Missed season due to preseason knee surgery
F	14	Eric Vierneisel	6-7	205	Jr	4.3	1.4	Led Cal in three-point shooting (38.8%)
G	31	Alex Pribble	6-4	215	Sr	0.7	1.3	Started Cal's final five games; Pac-10 All-Academic
C	32	Taylor Harrison	6-10	250	Fr	0.7	1.3	Career-high 5 points in Pac-10 tourney win over UCLA
C	33	Jordan Wilkes	7-0	230	So	—	—	Missed season due to preseason knee surgery
C	35	DeVon Hardin	6-11	235	Jr	10.7	8.4	Missed final 22 games due foot stress fracture



31

ALEX PRIBBLE

6-4 215 Guard Fairfax, CA

Pribble joined the Bears as a walk-on his freshman year and was rewarded with a scholarship prior to his junior season ... steadily increased his contributions to the team throughout his career and started eight games as a senior, including Cal's final five contests ... earned Pac-10 All-Academic honors three times, including first-team accolades in 2006 and '07 ... received Cal's Coaches Award as a freshman and a senior ... also honored with the Outstanding Student-Athlete Award as a senior and the Hustle and Spirit Award as a sophomore and junior ... helped Ben Braun win his 500th career game with three points, seven rebounds and five assists vs. Long Beach State on Nov. 21, 2005 ... scored a high of four points in a game several times, including vs. Washington State at home in 2007 ... also had four steals vs. USC in Berkeley as a senior ... played for the U.S. team at the inaugural Maccabi Australia International Games in Sydney in July 2006.

Year	G-Gs	Min	Fg-Fga	Pct	3p-3pa	Pct	Ft-Fta	Pct	Reb	Avg	Pf-D	Ast	To	Blk	St	Tp	Avg
2004	3-0	3	0-0	.000	0-0	.000	0-0	.000	1	0.3	1-0	1	0	0	1	0	0.0
2005	20-0	60	5-8	.625	1-2	.500	4-7	.571	9	0.5	12-0	4	7	0	4	15	0.8
2006	24-0	114	5-12	.417	2-8	.250	2-2	1.000	18	0.8	13-0	10	3	0	1	14	0.6
2007	29-8	242	6-21	.286	3-12	.250	6-11	.545	38	1.3	43-0	11	8	1	8	21	0.7
Totals	76-8	419	16-41	.390	6-22	.273	12-20	.600	66	0.9	69-0	26	18	1	14	50	0.7



1

AYINDE UBAKA

6-4 200 Guard Oakland, CA

A four-year starter for the Bears at point guard, Ubaka ended his career ranked 17th on Cal's career scoring list with 1,194 points ... the only player in school history with at least 1,000 points, 300 assists and 100 three-pointers ... rates among Cal's all-time leaders in three-pointers (160, third), free-throw shooting (77.9%, 10th) and assists (417, fourth) ... an honorable mention All-Pac-10 selection as a senior after gaining first-team status his junior year ... also a two-time NABC All-District choice ... as a senior, voted team MVP ... tied his career high with 29 points to lead Cal to a 77-69 overtime win over top-seeded UCLA in the Pac-10 Tournament quarterfinals ... also had 26 points to pace the Bears in a win at Stanford and 22 in a victory at Oregon State ... grabbed 11 rebounds vs. Oregon ... led the conference in assist-to-turnover ratio ... elected to the Pac-10 Tournament all-tournament team as a junior after averaging 17.0 ppg in three games ... ranked 10th in the Pac-10 in scoring at 14.5 ppg that season ... had 29 points in a home win over Oregon ... averaged 37.3 minutes per game, playing 40 or more six times ... his sophomore year was slowed by a broken foot that kept him out of 11 games in the middle of the year ... an honorable mention Pac-10 All-Freshman choice in 2005 when he led Cal in both minutes (29.9 per game) and assists (108) ... selected the team's Most Improved Player as a junior and Most Unselfish Player as a freshman.

Year	G-Gs	Min	Fg-Fga	Pct	3p-3pa	Pct	Ft-Fta	Pct	Reb	Avg	Pf-D	Ast	To	Blk	St	Tp	Avg
2004	28-26	818	61-179	.341	21-81	.259	37-53	.698	59	2.1	39-0	108	55	0	20	180	6.4
2005	18-11	486	39-114	.342	19-64	.297	13-20	.650	36	2.0	17-0	48	23	0	10	110	6.1
2006	31-31	1156	140-339	.413	61-164	.372	110-132	.833	93	3.0	54-0	119	71	0	22	451	14.5
2007	33-32	1122	152-361	.421	59-165	.358	90-116	.776	99	3.0	50-0	142	67	1	24	453	13.7
Totals	110-100	3582	392-993	.395	160-474	.338	250-321	.779	287	2.6	160-0	417	216	1	76	1194	10.9



2

OMAR WILKES

6-4 185 Guard Los Angeles, CA

Wilkes, who transferred to Cal after playing his freshman season at Kansas, started 58 of 63 career games with the Bears ... earned his degree in sociology in June 2007 and elected to pursue his post-graduate career instead of returning to the team for his final season of eligibility ... one of the most accurate three-point shooters in school history, making 40.4 percent of his shots from behind the arc (fifth all-time at Cal) ... tied his career high with 18 points vs. Loyola Marymount in the Great Alaska Shootout as a junior ... also had 17 points at Oregon and 16 vs. Arizona State ... as a sophomore, tossed in 18 points against Long Beach State ... finished with 13 points and three steals vs. Kansas ... had 10 points and five rebounds vs. North Carolina State in the first round of the NCAA Tournament ... received Cal's Most Unselfish Award in 2007.

Year	G-Gs	Min	Fg-Fga	Pct	3p-3pa	Pct	Ft-Fta	Pct	Reb	Avg	Pf-D	Ast	To	Blk	St	Tp	Avg
2006	30-27	781	89-186	.478	24-53	.453	25-36	.694	45	1.5	41-0	41	34	0	29	227	7.6
2007	33-31	988	132-272	.485	37-98	.378	25-31	.806	71	2.2	30-1	51	33	0	25	326	9.9
Totals	63-58	1769	221-458	.483	61-151	.404	50-67	.746	116	1.8	71-1	92	67	0	54	553	8.8

Overall Record: 16-17

Pac-10 Record: 6-12 (8th)
Home: 8-7 Away: 3-8 Neutral: 5-2

Player	G-Gs	Min	Avg	Fg-Fga	Pct	3p-3pa	Pct	Ft-Fta	Pct	OR	DR	Reb	Avg	Pf	Fo	Ast	To	Blk	Stl	Pts	Avg
Ryan Anderson	33-33	1096	33.2	189-397	.476	58-152	.382	103-129	.798	79	190	269	8.2	91	2	16	47	18	22	539	16.3
Ayinde Ubaka	33-32	1122	34.0	152-361	.421	59-165	.358	90-116	.776	14	85	99	3.0	50	0	142	67	1	24	453	13.7
DeVon Hardin	11-11	288	26.2	43-87	.494	0-0	.000	32-40	.800	21	71	92	8.4	36	0	5	25	21	5	118	10.7
Omar Wilkes	33-31	988	29.9	132-272	.485	37-98	.378	25-31	.806	20	51	71	2.2	30	1	51	33	0	25	326	9.9
Theo Robertson	33-33	1050	31.8	105-233	.451	26-70	.371	54-70	.771	39	103	142	4.3	84	3	72	57	9	27	290	8.8
Jerome Randle	33-1	587	17.8	70-180	.389	26-86	.302	48-59	.814	12	38	50	1.5	49	0	93	57	1	15	214	6.5
Patrick Christopher	33-14	649	19.7	71-153	.464	13-39	.333	18-26	.692	27	50	77	2.3	67	2	31	35	7	8	173	5.2
Eric Vierreisel	31-2	410	13.2	45-112	.402	26-67	.388	17-26	.654	4	39	43	1.4	61	0	23	31	3	12	133	4.3
Taylor Harrison	31-0	236	7.6	8-27	.296	0-0	.000	7-12	.583	13	28	41	1.3	44	0	3	10	2	4	23	0.7
Alex Pribble	29-8	242	8.3	6-21	.286	3-12	.250	6-11	.545	15	23	38	1.3	43	0	11	8	1	8	21	0.7
Thomas Fang	6-0	8	1.3	1-3	.333	1-3	.333	0-0	.000	0	1	1	0.2	0	0	0	2	0	0	3	0.5
Patrick Armstrong	4-0	5	1.3	0-1	.000	0-0	.000	0-0	.000	0	3	3	0.8	0	0	0	2	0	0	0	0.0
David Liss	12-0	18	1.5	0-3	.000	0-1	.000	0-0	.000	0	3	3	0.3	3	0	0	2	0	1	0	0.0
Team										50	39	89	2.7	1			9				
Total	33	6699		822-1850	.444	249-693	.359	400-520	.769	294	724	1018	30.8	559	8	447	385	63	151	2293	69.5
Opponents	33	6701		844-1819	.464	205-611	.336	388-576	.674	332	773	1105	33.5	531	10	505	421	111	161	2281	69.1
Score by Periods	1st	2nd	OT	Total																	
California	1067	1177	49	-	2293																
Opponents	1027	1228	26	-	2281																

Deadball Rebounds: California 81, Opponents 107

Pacific-10 Conference Games

Player	G-Gs	Min	Avg	Fg-Fga	Pct	3p-3pa	Pct	Ft-Fta	Pct	OR	DR	Reb	Avg	Pf	Fo	Ast	To	Blk	Stl	Pts	Avg
Ryan Anderson	18-18	609	33.8	93-211	.441	24-76	.316	55-68	.809	44	78	122	6.8	53	1	7	27	8	15	265	14.7
Ayinde Ubaka	18-17	628	34.9	82-198	.414	35-95	.368	50-66	.758	10	58	68	3.8	30	0	66	37	0	10	249	13.8
Omar Wilkes	18-16	549	30.5	68-146	.466	23-58	.397	17-21	.810	10	27	37	2.1	22	1	34	18	0	14	176	9.8
Theo Robertson	18-18	594	33.0	65-136	.478	15-41	.366	25-33	.758	21	60	81	4.5	46	1	41	40	6	11	170	9.4
Patrick Christopher	18-13	420	23.3	50-105	.476	9-26	.346	16-22	.727	17	36	53	2.9	50	2	18	19	5	6	125	6.9
Jerome Randle	18-1	291	16.2	39-91	.429	14-47	.298	19-24	.792	8	15	23	1.3	28	0	43	27	0	7	111	6.2
Eric Vierreisel	16-2	268	16.8	30-81	.370	18-55	.327	11-17	.647	3	27	30	1.9	36	0	15	17	1	10	89	5.6
Thomas Fang	3-0	4	1.3	1-2	.500	1-2	.500	0-0	.000	0	1	1	0.3	0	0	0	1	0	0	3	1.0
Alex Pribble	18-5	169	9.4	5-15	.333	3-9	.333	2-5	.400	11	10	21	1.2	34	0	10	6	1	7	15	0.8
Taylor Harrison	16-0	130	8.1	5-13	.385	0-0	.000	0-3	.000	6	18	24	1.5	27	0	1	5	0	2	10	0.6
Patrick Christopher	1-0	1	1.0	0-0	.000	0-0	.000	0-0	.000	0	0	0	0.0	0	0	0	0	0	0	0	0.0
David Liss	8-0	12	1.5	0-1	.000	0-0	.000	0-0	.000	0	3	3	0.4	2	0	0	1	0	1	0	0.0
Team										24	21	45	2.5	1			6				
Total	18	3675		438-999	.438	142-409	.347	195-259	.753	154	354	508	28.2	329	5	235	204	21	83	1213	67.4
Opponents	18	3675		474-952	.498	114-314	.363	253-369	.686	176	432	608	33.8	271	5	293	221	54	87	1315	73.1
Score by Periods	1st	2nd	OT	Total																	
California	548	631	34	-	1213																
Opponents	585	712	18	-	1315																

Deadball Rebounds: California 41, Opponents 62

2006-07 California Basketball Results

Date	Opponent	Score	W/L	Rec	Pac-10	Attend	Cal Hi Scorer	Cal Hi Rebounder	Cal Hi Assists
11-2	Sonoma State (exh.)	83-51	W	--		1,500	Anderson 17	Hardin 8	Robertson 6
11-15	Utah Valley State	60-47	W	1-0		6,886	Anderson 20	Anderson 8	Ubaka 2
11-18	at San Diego State (Versus)	79-86	L	1-1		8,028	Anderson 21	Anderson 8	Robertson 4
11-20	Santa Clara (CSN)	73-48	W	2-1		6,927	Anderson 25	Hardin 10	Ubaka, Randle 5
11-23	vs. Marshall^ (ESPN2)	72-70	W	3-1		5,507	Ubaka 21	Robertson 9	Ubaka 4
11-24	vs. Hawaii^ (ESPN2)	72-56	W	4-1		6,061	Anderson 18	Anderson 11	Ubaka 6
11-25	vs. Loyola Marymount^ (ESPN2)	78-70	W	5-1		6,705	Wilkes 18	Anderson 12	Randle 6
11-29	Kansas State (FSN)	78-48	W	6-1		9,026	Anderson 15	Hardin 12	Ubaka 8
12-3	vs. Nevada% (X/20) (CSTV)	71-77	L	6-2		7,833	Ubaka 16	Hardin 10	Ubaka 5
12-8	Chicago State*	75-51	W	7-2		7,938	Hardin, Robertson 12	Anderson 12	Ubaka 7
12-9	San Diego*	67-72	L	7-3		7,861	Ubaka 15	Anderson 11	Ubaka 7
12-19	Furman	84-50	W	8-3		6,987	Anderson 23	Anderson 7	Ubaka 11
12-23	at DePaul (CSN)	62-90	L	8-4		9,466	Anderson 24	Anderson 16	Ubaka 4
12-28	at Arizona (X/7) (CSN)	85-94	L	8-5	0-1	14,562	Anderson 16	Harrison 6	Ubaka 5
12-30	at Arizona State (FSNBA+)	66-62 OT	W	9-5	1-1	6,905	Anderson 18	Anderson 8	Ubaka 6
1-3	at Stanford (FSNBA)	67-63	W	10-5	2-1	7,332	Ubaka 26	Anderson, Robertson 6	Ubaka, Robertson 3
1-11	Washington State (X/22)	56-73	L	10-6	2-2	7,319	Anderson 17	Anderson 8	Randle 5
1-13	Washington (CSN)	77-69 OT	W	11-6	3-2	8,572	Anderson 18	Anderson 14	Ubaka, Randle 4
1-18	at Oregon State (FSNBA+)	77-74	W	12-6	4-2	6,023	Anderson, Ubaka 22	Anderson 8	Wilkes 3
1-20	at Oregon (X/9) (CSN)	84-92	L	12-7	4-3	9,087	Robertson 19	Anderson 10	Ubaka 3
1-25	UCLA (X/3) (FSN)	46-62	L	12-8	4-4	11,877	Robertson 16	Anderson 6	Robertson 3
1-27	USC (X/25) (CSN)	73-76	L	12-9	4-5	8,901	Anderson 19	Robertson 6	Randle 7
2-3	Stanford (X/23) (FSN)	71-90	L	12-10	4-6	10,684	Randle 19	Anderson 6	Ubaka 7
2-8	at Washington (FSN)	71-79	L	12-11	4-7	10,000	Ubaka 20	Robertson 8	Robertson, Wilkes 4
2-10	at Washington State (X/14)	46-59	L	12-12	4-8	8,762	Anderson 13	Anderson 9	Ubaka 4
2-15	Oregon (X/15)	63-61	W	13-12	5-8	8,544	Anderson 18	Ubaka 12	Robertson 4
2-17	Oregon State (FSN)	84-80 OT	W	14-12	6-8	8,009	Christopher 24	Christopher 11	Wilkes 4
2-22	at UCLA (X/4) (Prime Ticket)	75-85	L	14-13	6-9	11,230	Anderson 21	Anderson 6	Three with 3
2-24	at USC (CSN)	66-84	L	14-14	6-10	10,027	Ubaka 15	Anderson, Robertson 7	Ubaka 6
3-1	Arizona (FSN Arizona)	65-70	L	14-15	6-11	9,168	Ubaka 15	Robertson 7	Ubaka 4
3-3	Arizona State (CSN)	41-42	L	14-16	6-12	7,951	Wilkes 16	Ubaka 7	Ubaka 5
3-7	vs. Oregon State# (FSN)	70-51	W	15-16		15,119	Anderson 27	Anderson 15	Randle 5
3-8	vs. UCLA# (X/4) (FSN)	76-69 OT	W	16-16		16,318	Ubaka 29	Anderson 8	Randle 5
3-9	vs. Oregon# (X/16) (FSN)	63-81	L	16-17		18,196	Anderson, Robertson 17	Anderson 12	Ubaka 5

Home Games (bold) at Walter A. Haas Jr. Pavilion

Number in parentheses refers to Cal/opponent Associated Press ranking at time of game

* – Golden Bear Classic (Berkeley)

^ -- Great Alaska Shootout (Anchorage, AK)

% – Pete Newell Challenge (HP Pavilion, San Jose, CA)

– Pac-10 Tournament (Staples Center, Los Angeles, CA)

CSN – Comcast SportsNet

FSN – Fox Sports Net

Points-Rebounds-Assists

Opponent	Anderson	Christopher	Hardin	Harrison	Pribble	Randle	Robertson	Ubaka	Vierneisel	O. Wilkes
Utah Valley State	20-8-1	1-0-1	9-6-0	0-0-0	0-0-0	0-1-0	2-7-1	18-2-2	0-2-0	10-1-1
at San Diego St.	21-8-0	3-0-0	10-7-1	0-0-0	DNP	18-0-3	7-5-4	5-1-2	0-0-0	15-2-1
Santa Clara	25-9-1	0-1-2	12-10-1	0-2-1	2-2-0	0-0-5	6-1-4	13-1-5	4-0-0	11-2-0
vs. Marshall	19-5-0	0-3-0	6-8-1	0-0-0	DNP	14-2-2	3-9-3	21-2-4	0-1-2	9-3-2
vs. Hawaii	18-11-1	9-1-2	11-7-0	2-2-0	2-1-0	5-3-3	3-5-3	12-3-6	0-0-0	10-2-1
vs. LMU	15-12-1	0-2-2	16-9-1	0-0-0	DNP	8-2-6	4-2-3	17-4-5	0-0-0	18-2-3
Kansas State	15-7-0	8-1-1	12-12-1	2-3-0	0-2-0	6-2-4	9-3-3	14-1-8	3-0-1	9-1-1
vs. Nevada	13-6-1	0-1-0	14-10-0	0-0-0	DNP	6-3-3	10-4-1	16-1-5	0-0-0	12-4-2
Chicago State	9-12-0	9-1-0	12-7-0	2-3-1	0-1-0	8-1-4	12-2-0	10-2-7	3-4-0	10-0-0
San Diego	10-11-1	2-4-2	8-10-0	0-0-0	0-1-0	12-2-0	13-4-1	15-4-7	0-0-0	7-1-2
Furman	23-7-0	8-2-0	8-6-0	0-0-0	0-3-0	4-1-7	16-5-3	10-1-11	0-0-0	15-2-1
at DePaul	24-16-0	2-2-3	INJ	0-2-0	0-0-0	7-3-1	9-2-1	7-2-4	11-1-1	2-3-1
at Arizona	16-4-1	8-2-2	INJ	2-6-0	3-2-0	8-2-3	11-2-3	14-1-5	10-3-2	10-4-2
at Arizona State	18-8-0	6-3-2	INJ	0-0-0	0-0-0	4-0-0	2-7-2	14-4-6	12-3-4	10-1-5
at Stanford	12-6-1	8-4-1	INJ	0-2-0	0-0-0	2-1-2	6-6-3	26-4-3	8-3-0	5-3-1
Washington St.	17-8-0	0-2-0	INJ	INJ	4-2-1	0-0-5	3-3-2	16-2-3	10-5-0	6-3-0
Washington	18-14-1	7-4-1	INJ	0-0-0	3-2-0	3-3-4	14-8-1	13-7-4	6-3-1	13-2-1
at Oregon State	22-8-0	6-4-1	INJ	0-0-0	0-2-0	4-2-2	4-3-1	22-1-2	13-4-1	6-5-3
at Oregon	14-10-1	4-1-1	INJ	DNP	0-2-2	6-0-1	19-3-2	17-4-3	7-1-2	17-2-1
UCLA	13-6-0	2-1-1	INJ	0-4-1	0-0-0	6-2-2	16-4-3	0-4-2	INJ	9-2-2
USC	19-3-1	10-1-0	INJ	0-0-0	2-1-1	12-2-7	7-6-2	9-4-2	INJ	14-2-4
Stanford	11-6-0	5-3-0	INJ	0-1-0	0-0-0	19-2-0	11-5-2	17-3-7	0-2-0	8-2-3
at Washington	17-7-0	2-1-0	INJ	2-1-0	3-0-1	2-0-3	11-8-4	20-3-3	7-1-2	7-0-4
at Washington St.	13-9-0	0-2-0	INJ	0-0-0	0-3-0	6-2-3	7-7-1	11-0-4	0-0-0	9-0-0
Oregon	18-5-0	16-2-1	INJ	0-5-0	0-2-1	8-1-2	4-1-4	6-12-3	1-1-0	10-0-0
Oregon State	6-5-0	24-11-0	INJ	2-2-0	0-1-0	6-1-0	21-1-1	21-2-1	0-0-1	4-4-4
at UCLA	21-6-2	10-3-3	INJ	2-2-0	0-0-1	9-1-3	9-2-2	10-2-3	4-1-1	10-1-2
at USC	14-7-0	7-0-3	INJ	0-0-0	0-0-0	3-3-3	13-7-4	15-5-6	2-0-0	12-1-0
Arizona	12-6-0	9-6-1	INJ	2-1-0	0-1-1	6-0-1	8-7-2	15-3-4	3-0-0	10-3-2
Arizona State	4-4-0	1-3-1	INJ	0-0-0	0-2-1	7-1-2	4-1-2	3-7-5	6-3-1	16-2-0
vs. Oregon State	27-15-1	2-2-0	INJ	2-3-0	0-2-1	8-3-5	3-5-1	10-4-4	8-2-3	10-7-0
vs. UCLA	18-8-2	2-2-0	INJ	5-2-0	0-1-0	0-3-5	6-5-2	29-3-1	10-1-1	6-4-1
vs. Oregon	17-12-0	2-2-0	INJ	0-0-0	2-4-0	7-1-2	17-2-1	7-0-5	5-2-0	6-0-1

Note: Starters are underlined

Game-by-Game Team Stats

Opponent	Field Goal Pct.		3-Point FG Pct.		Free Throw Pct.		Rebounds	Turnovers	Assists
	Cal	Opponent	Cal	Opponent	Cal	Opponent	Cal-Opp	Cal-Opp	Cal-Opp
Utah Valley State	37.2 (16-43)	34.6 (18-52)	25.0 (3-12)	31.8 (7-22)	78.1 (25-32)	80.0 (4-5)	-3 (30-33)	-9 (10-19)	-10 (6-16)
at San Diego St.	49.2 (31-63)	60.7 (34-56)	47.1 (8-17)	41.7 (5-12)	69.2 (9-13)	72.2 (13-18)	-10 (24-34)	-4 (13-17)	-7 (11-18)
Santa Clara	50.0 (28-56)	33.3 (22-66)	39.1 (9-23)	11.1 (2-18)	72.7 (8-11)	33.3 (2-6)	-8 (33-41)	-4 (14-18)	+9 (19-10)
vs. Marshall	33.9 (21-62)	38.5 (25-65)	44.0 (11-25)	27.3 (6-22)	95.0 (19-20)	87.5 (14-16)	+7 (42-35)	+2 (11-9)	+3 (14-11)
vs. Hawaii	45.0 (27-60)	40.7 (24-59)	40.0 (6-15)	33.3 (5-15)	92.3 (12-13)	60.0 (3-5)	+6 (37-31)	-2 (12-14)	-4 (15-20)
vs. LMU	55.4 (31-56)	38.6 (27-70)	35.7 (5-14)	34.8 (8-23)	100.0 (11-11)	66.7 (8-12)	-1 (34-35)	+5 (16-11)	+6 (21-15)
Kansas State	45.0 (27-60)	34.5 (20-58)	47.1 (8-17)	19.0 (4-21)	80.0 (16-20)	50.0 (4-8)	+3 (38-35)	-6 (8-14)	+8 (19-11)
vs. Nevada	43.3 (26-60)	49.1 (27-55)	25.0 (5-20)	46.2 (6-13)	87.5 (14-16)	77.3 (17-22)	-6 (30-36)	-3 (12-15)	-3 (12-15)
Chicago State	56.0 (28-50)	35.2 (19-52)	33.3 (4-12)	25.0 (5-20)	62.5 (15-24)	61.5 (8-13)	+3 (34-31)	-4 (10-14)	= (12-12)
San Diego	47.4 (27-57)	46.0 (29-63)	21.1 (4-19)	22.2 (4-18)	69.2 (9-13)	62.5 (10-16)	+14 (39-25)	+12 (17-5)	+1 (13-12)
Furman	54.5 (30-55)	36.4 (20-55)	58.8 (10-17)	30.4 (7-23)	87.5 (14-16)	60.0 (3-5)	+1 (30-29)	-9 (10-19)	+7 (22-15)
at DePaul	35.5 (22-62)	54.0 (34-63)	33.3 (8-24)	45.8 (11-24)	71.4 (10-14)	64.7 (11-17)	-3 (37-40)	+7 (12-5)	-9 (11-20)
at Arizona	46.5 (33-71)	60.3 (35-58)	43.3 (13-30)	45.0 (9-20)	75.0 (6-8)	53.6 (15-28)	-9 (30-39)	-5 (11-16)	-6 (18-24)
at Arizona State	46.7 (21-45)	44.9 (22-49)	42.9 (12-28)	38.1 (8-21)	66.7 (12-18)	62.5 (10-16)	-8 (26-34)	+1 (14-13)	+6 (19-13)
at Stanford	40.0 (24-60)	34.4 (21-61)	34.8 (8-23)	18.8 (3-16)	84.6 (11-13)	62.1 (18-29)	-18 (32-50)	-2 (10-12)	-2 (11-13)
Washington State	33.9 (19-56)	58.0 (29-50)	24.1 (7-29)	30.8 (4-13)	68.8 (11-16)	64.7 (11-17)	-9 (27-36)	-2 (9-11)	-10 (11-21)
Washington	37.9 (25-66)	42.4 (25-59)	24.1 (7-29)	33.3 (5-15)	66.7 (20-30)	56.0 (14-25)	+11 (47-36)	+1 (13-12)	= (13-13)
at Oregon State	52.1 (25-48)	52.9 (27-51)	40.0 (10-25)	36.4 (8-22)	85.0 (17-20)	54.5 (12-22)	+9 (33-24)	+2 (12-10)	-4 (10-14)
at Oregon	53.4 (31-58)	56.6 (30-53)	47.6 (10-21)	54.5 (12-22)	100.0 (12-12)	90.9 (20-22)	+4 (27-23)	+3 (12-9)	-9 (13-22)
UCLA	36.7 (18-49)	50.0 (25-50)	26.7 (4-15)	21.4 (3-14)	66.7 (6-9)	60.0 (9-15)	-11 (25-36)	-1 (9-10)	-2 (12-14)
USC	51.9 (28-54)	58.7 (27-46)	40.9 (9-22)	69.2 (9-13)	100.0 (8-8)	76.5 (13-17)	-2 (22-24)	-1 (14-15)	= (17-17)
Stanford	37.9 (25-66)	54.2 (32-59)	30.4 (7-23)	33.3 (4-12)	77.8 (14-18)	91.7 (22-24)	-14 (29-43)	-2 (7-9)	-9 (12-21)
at Washington	44.6 (29-65)	56.9 (29-51)	33.3 (9-27)	30.0 (3-10)	57.1 (4-7)	75.0 (18-24)	-14 (23-37)	-6 (10-16)	+1 (17-16)
at Washington St.	34.8 (16-46)	50.0 (18-36)	27.3 (6-22)	35.7 (5-14)	80.0 (8-10)	69.2 (18-26)	+5 (29-24)	+4 (16-12)	-6 (8-14)
Oregon	44.4 (24-54)	41.1 (23-56)	30.0 (6-20)	28.6 (8-28)	60.0 (9-15)	53.8 (7-13)	-2 (33-35)	= (10-10)	-2 (11-13)
Oregon State	54.9 (28-51)	40.9 (27-66)	35.7 (5-14)	42.3 (11-26)	74.2 (23-31)	75.0 (15-20)	-14 (27-41)	-4 (10-14)	-10 (7-17)
at UCLA	60.5 (26-43)	61.1 (33-54)	61.5 (8-13)	25.0 (2-8)	88.2 (15-17)	68.0 (17-25)	-3 (20-23)	+4 (13-9)	= (17-17)
at USC	41.9 (26-62)	52.6 (30-57)	40.0 (10-25)	45.5 (10-22)	66.7 (4-6)	82.4 (14-17)	-10 (24-34)	= (9-9)	-2 (16-18)
Arizona	41.9 (26-62)	42.6 (23-54)	28.6 (6-21)	23.5 (4-17)	87.5 (7-8)	76.9 (20-26)	-13 (28-41)	-5 (11-16)	-5 (11-16)
Arizona State	32.6 (14-43)	42.9 (18-42)	22.7 (5-22)	28.6 (6-21)	61.5 (8-13)	0.0 (0-3)	-2 (26-28)	-4 (14-18)	+2 (12-10)
vs. Oregon State	36.5 (23-63)	37.5 (18-48)	41.4 (12-29)	16.0 (4-25)	75.0 (12-16)	57.9 (11-19)	+13 (44-31)	-2 (11-13)	+6 (15-9)
vs. UCLA	48.0 (24-50)	41.8 (23-55)	44.4 (8-18)	32.0 (8-25)	80.0 (20-25)	51.7 (15-19)	+1 (33-32)	= (14-14)	= (12-12)
vs. Oregon	42.6 (23-54)	62.5 (30-48)	27.3 (6-22)	56.3 (9-16)	64.7 (11-17)	75.0 (12-16)	-4 (25-29)	-2 (11-13)	-7 (9-16)

California High/Low Analysis

		California Highs		Opponent Highs	
Points	85	at Arizona, 12/28/06	94	at Arizona, 12/28/06	
Field Goals Made	33	at Arizona, 12/28/06	35	at Arizona, 12/28/06	
Field Goal Attempts	71	at Arizona, 12/28/06	70	vs. Loyola Marymount, 11/25/06	
Field Goal Percentage	60.5 (26-43)	at UCLA, 2/22/07	62.5 (30-48)	vs. Oregon, 3/9/07	
3-point FG Made	13	at Arizona, 12/28/06	12	at Oregon, 1/20/07	
3-point FG Attempts	30	at Arizona, 12/28/06	28	vs. Oregon, 2/15/07	
3-point FG Percentage	61.5 (8-13)	at UCLA, 2/22/07	69.2 (9-13)	vs. USC, 1/27/07	
Free Throws Made	25	vs. Utah Valley State, 11/15/06	22	vs. Stanford, 2/3/07	
FT Attempts	32	vs. Utah Valley State, 11/15/06	29	at Stanford, 1/3/07	
			29	vs. UCLA, 3/8/07	
FT Percentage	100.0 (12-12)*	at Oregon, 1/20/07	91.7 (22-24)	vs. Stanford, 2/3/07	
Rebounds	47	vs. Washington, 1/13/07	50	at Stanford, 1/3/07	
Assists	22	vs. Furman, 12/9/06	24	at Arizona, 12/28/06	
Steals	9	at Arizona State, 12/30/06	8	many times, last by at ASU, 12/30/06	
	9	at Washington, 2/8/07			
Blocked Shots	9	vs. Santa Clara, 11/20/06	8	at DePaul, 12/23/06	
Turnovers	17	vs. San Diego, 12/9/06	19	vs. Utah Valley State, 11/15/06	
			19	vs. Furman, 12/9/06	
Fouls	23	vs. UCLA, 3/8/07	27	vs. Washington, 1/13/07	

		California Lows		Opponent Lows	
Points	41	vs. Arizona State, 3/3/07	42	vs. Arizona State, 3/3/07	
Field Goals Made	14	vs. Arizona State, 3/3/07	18	many times, last vs. Oregon State, 3/7/07	
Field Goal Attempts	43	many times, last vs. Arizona State, 3/3/07	36	at Washington State, 2/10/07	
Field Goal Percentage	32.6 (14-43)	vs. Arizona State, 3/3/07	33.3 (22-66)	vs. Santa Clara, 11/20/06	
3-point FG Made	3	vs. Utah Valley State, 11/15/06	2	vs. Santa Clara, 11/20/06	
			2	at UCLA, 2/22/07	
3-point FG Attempts	12	vs. Utah Valley State, 11/15/06	8	at UCLA, 2/22/07	
	12	vs. Chicago State, 12/8/06			
3-point FG Percentage	21.1 (4-19)	vs. San Diego, 12/9/06	11.1 (2-18)	vs. Santa Clara, 11/20/06	
Free Throws Made	4	at Washington, 2/8/07	0	vs. Arizona State, 3/3/07	
	4	at USC, 2/24/07			
FT Attempts	6	at USC, 2/24/07	3	vs. Arizona State, 3/3/07	
FT Percentage	57.1 (4-7)	at Washington, 2/8/07	0.0 (0-3)	vs. Arizona State, 3/3/07	
Rebounds	20	at UCLA, 2/22/07	23	at Oregon, 1/20/07	
			23	at UCLA, 2/22/07	
Assists	6	vs. Utah Valley State, 11/15/06	9	vs. Oregon State, 3/7/07	
Steals	1	vs. San Diego, 12/9/06	2	many times, last vs. Stanford, 2/3/07	
Blocked Shots	0	many times, last vs. Oregon, 3/9/07	0	vs. Chicago State, 12/8/06	
			0	vs. Washington, 1/13/07	
Turnovers	7	vs. Stanford, 2/3/07	5	vs. San Diego, 12/9/06	
			5	at DePaul, 12/23/06	
Fouls	10	vs. Santa Clara, 11/20/06	9	vs. Arizona, 3/1/07	
	10	vs. Kansas State, 11/29/06			

* school record

Individual Season Highs

		<i>California</i>		<i>Opponent</i>
Points	29	Ayinde Ubaka vs. UCLA, 3/8/07	29	Marcel Jones, Oregon State, 1/18/07
FG Made	10	Patrick Christopher vs. Oregon State, 2/17/07	11	Brandon Johnson, San Diego, 12/9/06
FG Attempted	19	Ayinde Ubaka at Stanford, 1/3/07	19	Brandon Johnson, San Diego, 12/9/06
FG Pct.	83.3 (5-6)	Theo Robertson at Arizona, 12/28/06	100.0 (8-8)	Marcus Williams, Arizona, 12/28/06
3FG Made	6	Ryan Anderson vs. Oregon State, 3/7/07	6	Tajuan Porter, Oregon, 3/9/07
3FG Attempted	10	Ryan Anderson vs. Oregon State, 3/7/07	11	Tajuan Porter, Oregon, 2/15/07
3FG Pct.	100.0 (3-3)	Theo Robertson vs. Furman, 12/19/06	80.0 (4-5)	Aaron Brooks, Oregon, 1/20/07
	100.0 (3-3)	Ryan Anderson vs. Furman, 12/19/06		
	100.0 (3-3)	Omar Wilkes vs. Arizona State, 3/3/07		
FT Made	10	Ayinde Ubaka vs. Utah Valley State, 11/15/06	9	Arron Afflalo, UCLA, 1/25/07
			9	Ivan Radenovic, Arizona, 3/1/07
FT Attempted	12	Ayinde Ubaka vs. Utah Valley State, 11/15/06	11	Robin Lopez, Stanford, 1/3/07
			11	Ivan Radenovic, Arizona, 3/1/07
FT Pct.	1.000 (8-8)	Ayinde Ubaka at Oregon State, 1/18/07	1.000 (9-9)	Arron Afflalo, UCLA, 1/25/07
Rebounds	16	Ryan Anderson at DePaul, 12/23/06	16	Nick Fazekas, Nevada, 12/3/06
Assists	11	Ayinde Ubaka vs. Furman, 12/19/06	10	Matt Lojeski, Hawaii, 11/24/06
			10	Kyle Weaver, Washington State, 1/11/07
Steals	4	Eric Vierneisel at Arizona, 12/28/06	4	Kyle Weaver, Washington State, 2/10/07
	4	Alex Pribble vs. USC, 1/27/07	4	Maarty Leunen, Oregon, 2/15/07
Blocked Shots	5	DeVon Hardin vs. Santa Clara, 11/20/06	6	Jason Bennett, Kansas State, 11/29/06
Turnovers	6	Ayinde Ubaka vs. Marshall, 11/23/06	7	Darren Collison, UCLA, 3/8/07

Miscellaneous Statistics

	<i>California</i>	<i>Opponent</i>
Bench Points	499 (15.1 ppg)	541 (16.4 ppg)
Field Goal Percentage – Home	44.2 (363-822)	43.0 (357-830)
Field Goal Percentage – Away	45.6 (284-623)	53.1 (313-589)
Field Goal Percentage – Neutral	43.2 (175-405)	43.5 (174-400)
Most Points – Half	52 at Arizona (2nd)	57 at DePaul (2nd)
Fewest Points – Half	16 vs. Arizona State (2nd)	19 vs. Chicago State (2nd)
Record When Cal Shoots 50% or Better	6-3	
Record When Opponent Shoots 50% or Better	1-13	
Record When Opponent Shoots 40% or Less	9-0	
Record When Cal Outrebounds Opponent	9-3	
Record When Opponent Outrebounds Cal	7-14	
Record When Cal Has Same Rebounds as Opponent	0-0	
Record When Cal Has Fewer Turnovers Than Opponent	9-11	
Record When Opponent Has Fewer Turnovers Than Cal	5-5	
Record When Cal Has Same Turnovers at Opponent	2-1	
Record When Cal Has More Assists Than Opponent	7-3	
Record When Opponent Has More Assists Than Cal	6-11	
Record When Cal Has Same Assists as Opponent	3-3	
Record When Cal Leads at the Half	14-5	
Record When Opponent Leads at the Half	2-12	
Record When Tied at the Half	0-0	
Free Throw Percentage – Last 2 Minutes and OT	76.7 (79-103)	
Anderson 13-15, Christopher 4-6, Harrison 0-1, Pribble 4-9, Randle 12-12, Robertson 7-7, Ubaka 27-35, Vierneisel 11-14, Wilkes 2-3		
Double Figure Scoring Games	110	
Anderson 30, Christopher 4, Hardin 7, Randle 5, Robertson 13, Ubaka 26, Vierneisel 6, Wilkes 19		
Double-Doubles	13	
Anderson 8 (points-rebounds), Christopher 1 (points-rebounds), Hardin 3 (points-rebounds), Ubaka 1 (points-assists)		

FINAL STANDINGS

	CONFERENCE					OVERALL						
	W	L	PCT	HOME	AWAY	W	L	PCT	HOME	AWAY	NEUT	LAST 10
UCLA (NCAA)	15	3	.833	9-0	6-3	30	6	.833	16-0	6-4	8-2	7-3
Washington State (NCAA)	13	5	.722	7-2	6-3	26	8	.765	13-2	8-4	5-2	6-4
Oregon# (NCAA)	11	7	.611	7-2	4-5	29	8	.784	16-2	6-5	7-1	9-1
USC (NCAA)	11	7	.611	7-2	4-5	25	12	.676	15-3	4-6	6-3	6-4
Arizona (NCAA)	11	7	.611	5-4	6-3	20	11	.645	11-5	7-4	2-2	6-4
Stanford (NCAA)	10	8	.556	7-2	3-6	18	13	.581	12-5	5-6	1-2	3-7
Washington	8	10	.444	7-2	1-8	19	13	.594	17-2	1-10	1-1	5-5
California	6	12	.333	3-6	3-6	16	17	.485	8-7	3-8	5-2	4-6
Oregon State	3	15	.167	2-7	1-8	11	21	.344	8-11	3-9	0-1	2-8
Arizona State	2	16	.111	1-8	1-8	8	22	.267	7-11	1-10	0-0	2-8

INDIVIDUAL HONORS

Player of the Year:

Arron Affalo, UCLA

Freshman of the Year:

Chase Budinger, Arizona

Coach of the Year:

Tony Bennett, Washington State

PAC-10 TOURNAMENT

First Round

California 70, Oregon State 51

Washington 59, Arizona State 51

Quarterfinals

Oregon 69, Arizona 50

California 76, UCLA 69 OT

USC 83, Stanford 79 OT

Washington State 74, Washington 64

Semifinals

Oregon 81, California 63

USC 70, Washington State 61

Championship

Oregon 81, USC 57

All-Tournament Team:

Ryan Anderson, California; Taj Gibson, USC; Gabe Pruitt, USC; Aaron Brooks, Oregon; Bryce Taylor, Oregon; Tajuan Porter, Oregon (MVP)

PAC-10 POSTSEASON HONORS

ALL-PAC-10

NAME, SCHOOL	POS	YR	HT	WT	HOMETOWN
Arron Affalo, UCLA	G	Jr	6-5	200	Compton, Calif.
Jon Brockman, WASH	F	So	6-7	245	Snohomish, Wash.
Aaron Brooks, ORE	G	Sr	6-0	160	Seattle, Wash.
Darren Collison, UCLA	G	So	6-2	160	Rancho Cucamonga, Calif.
Lawrence Hill, STAN	F	So	6-8	205	Glendale, Ariz.
Derrick Low, WSU	G	Jr	6-2	186	Honolulu, Hawaii
Kyle Weaver, WSU	G	Jr	6-6	201	Beloit, Wis.
Marcus Williams, ARIZ	F	So	6-7	205	Seattle, Wash.
Nick Young, USC	G/F	Jr	6-6	195	Los Angeles, Calif.

Cal Honorable Mention: Ryan Anderson, Ayinde Ubaka

PAC-10 ALL-FRESHMAN

NAME, SCHOOL	POS	HT	WT	HOMETOWN
Ryan Anderson, CAL	F	6-10	235	El Dorado Hills, Calif.
Chase Budinger, ARIZ	F	6-7	205	Encinitas, Calif.
Taj Gibson, USC	F	6-9	210	Brooklyn, N.Y.
Spencer Hawes, WASH	C	7-0	250	Seattle, Wash.
Brook Lopez, STAN	F	7-0	240	Fresno, Calif.
Tajuan Porter, ORE	G	5-6	160	Detroit, Mich.

PAC-10 ALL-ACADEMIC

NAME, SCHOOL	FIRST TEAM		
	YEAR	GPA	MAJOR
Aron Baynes, WSU	So	3.26	Undeclared
Robbie Cowgill, WSU	Jr	3.35	Management Options
Daven Harmeling, WSU	RSO	3.49	Health and Fitness
Alex Pribble, CAL	Sr	3.32	Sociology
Peter Prowitt, STAN	Jr	3.28	Undeclared

NAME, SCHOOL	SECOND TEAM		
	YEAR	GPA	MAJOR
Alfred Aboya, UCLA	So	3.01	Political Science
Taj Finger, STAN	Jr	3.06	Communications
Hans Gasser, WASH	Sr	3.16	Business Administration
Angelo Tsagarakis, OSU	Jr	3.04	Business Administration
Carlton Weatherby, STAN	Sr	3.18	Human Biology
Ryan Wright, UCLA	So	3.04	Global Studies

TEAM STATISTICS

SCORING OFFENSE

	G	W-L	Pts	Avg
1. Arizona.....	31	20-11	2417	78.0
2. Washington.....	32	19-13	2449	76.5
3. Oregon.....	37	29-8	2807	75.9
4. USC.....	37	25-12	2656	71.8
5. UCLA.....	36	30-6	2569	71.4
6. Stanford.....	31	18-13	2156	69.5
7. California.....	33	16-17	2293	69.5
8. Washington State.....	34	26-8	2273	66.9
9. Oregon State.....	32	11-21	2028	63.4
10. Arizona State.....	30	8-22	1755	58.5

SCORING DEFENSE

	G	Pts	Avg
1. Washington State.....	34	2024	59.5
2. UCLA.....	36	2157	59.9
3. Arizona State.....	30	1853	61.8
4. USC.....	37	2413	65.2
5. Oregon.....	37	2450	66.2
6. Stanford.....	31	2081	67.1
7. California.....	33	2281	69.1
8. Oregon State.....	32	2222	69.4
9. Arizona.....	31	2247	72.5
10. Washington.....	32	2336	73.0

SCORING MARGIN

	G	Off	Def	Mar
1. UCLA.....	36	71.4	59.9	+11.4
2. Oregon.....	37	75.9	66.2	+9.6
3. Washington State.....	34	66.9	59.5	+7.3
4. USC.....	37	71.8	65.2	+6.6
5. Arizona.....	31	78.0	72.5	+5.5
6. Washington.....	32	76.5	73.0	+3.5
7. Stanford.....	31	69.5	67.1	+2.4
8. California.....	33	69.5	69.1	+0.4
9. Arizona State.....	30	58.5	61.8	-3.3
10. Oregon State.....	32	63.4	69.4	-6.1

FIELD GOAL PERCENTAGE

	G	FG	FGA	Pct
1. Arizona.....	31	846	1770	.478
2. UCLA.....	36	948	1986	.477
3. USC.....	37	946	1988	.476
4. Washington.....	32	900	1930	.466
5. Washington State.....	34	826	1777	.465
6. Oregon.....	37	963	2131	.452
7. Stanford.....	31	778	1738	.448
8. California.....	33	822	1850	.444
9. Oregon State.....	32	755	1807	.418
10. Arizona State.....	30	633	1535	.412

3-POINT FIELD GOAL PERCENTAGE

	G	FG	FGA	Pct
1. USC.....	37	207	523	.396
2. Oregon.....	37	350	897	.390
3. Washington State.....	34	196	527	.372
4. UCLA.....	36	245	661	.371
5. Washington.....	32	189	514	.368
6. California.....	33	249	693	.359
7. Stanford.....	31	174	499	.349
8. Arizona.....	31	172	505	.341
9. Arizona State.....	30	196	616	.318
10. Oregon State.....	32	169	583	.290

FREE THROW PERCENTAGE

	G	FT	FTA	Pct
1. California.....	33	400	520	.769
2. Oregon.....	37	531	698	.761
3. Arizona.....	31	553	737	.750
4. Washington.....	32	460	635	.724
5. Washington State.....	34	425	593	.717
6. USC.....	37	557	779	.715
7. Stanford.....	31	426	625	.682
8. UCLA.....	36	428	643	.666
9. Arizona State.....	30	293	447	.655
10. Oregon State.....	32	349	586	.596

REBOUND MARGIN

	G	Team	Avg	Opp	Avg	Mar
1. Washington.....	32	1225	38.3	938	29.3	+9.0
2. Stanford.....	31	1193	38.5	1009	32.5	+5.9
3. Arizona.....	31	1158	37.4	984	31.7	+5.6
4. UCLA.....	36	1184	32.9	1093	30.4	+2.5
5. Oregon.....	37	1273	34.4	1198	32.4	+2.0
6. Arizona State.....	30	975	32.5	917	30.6	+1.9
7. USC.....	37	1277	34.5	1278	34.5	+0.0
8. Washington State.....	34	1043	30.7	1119	32.9	-2.2
9. California.....	33	1018	30.8	1105	33.5	-2.6
10. Oregon State.....	32	1024	32.0	1155	36.1	-4.1

FIELD GOAL PCT DEFENSE

	G	FG	FGA	Pct
1. USC.....	37	849	2178	.390
2. Washington State.....	34	709	1754	.404
3. Stanford.....	31	734	1772	.414
4. UCLA.....	36	791	1849	.428
5. Arizona State.....	30	630	1446	.436
6. Oregon.....	37	910	2075	.439
7. Arizona.....	31	862	1956	.441
8. Washington.....	32	822	1824	.451
9. California.....	33	844	1819	.464
10. Oregon State.....	32	786	1689	.465

INDIVIDUAL STATISTICS

SCORING

	G	FG	3FG	FT	Pts	Avg
1. Brooks, Aaron-ORE	35	213	80	115	621	17.7
2. Young, Nick-USC	37	239	44	125	647	17.5
3. Afflalo, Arron-UCLA	36	210	87	101	608	16.9
4. Williams, Marcus-ARIZ	30	196	23	82	497	16.6
5. Anderson, Ryan-CAL	33	189	58	103	539	16.3
6. Hill, Lawrence-STAN	31	179	50	79	487	15.7
7. Budinger, Chase-ARIZ	31	176	50	82	484	15.6
8. Jones, Marcel-OSU	32	196	40	57	489	15.3
9. Radenovic, Ivan-ARIZ	31	150	19	150	469	15.1
10. Hawes, Spencer-WASH	31	193	1	74	461	14.9

REBOUNDING

	G	Off	Def	Reb	Avg
1. Brockman, Jon-WASH	32	117	190	307	9.6
2. Pendergraph, Jeff-ASU	30	118	154	272	9.1
3. Gibson, Taj-USC	37	101	220	321	8.7
4. Leunen, Maarty-ORE	37	86	218	304	8.2
5. Anderson, Ryan-CAL	33	79	190	269	8.2
6. Radenovic, Ivan-ARIZ	31	86	150	236	7.6
7. Mbah a Moute, Luc Ri-UCLA	35	87	172	259	7.4
8. Williams, Marcus-ARIZ	30	63	137	200	6.7
9. Hawes, Spencer-WASH	31	61	136	197	6.4
10. Angounou, Serge-ASU	30	75	115	190	6.3

FIELD GOAL PERCENTAGE

	G	FG	FGA	Pct
1. Gibson, Taj-USC	37	174	312	558
2. Pendergraph, Jeff-ASU	30	145	263	551
3. Brockman, Jon-WASH	32	175	318	550
4. Hawes, Spencer-WASH	31	193	363	532
5. Young, Nick-USC	37	239	455	525
6. Taylor, Bryce-ORE	37	180	348	517
7. Hill, Lawrence-STAN	31	179	352	509
8. Radenovic, Ivan-ARIZ	31	150	296	507
9. Clark, Ivory-WSU	34	117	233	502
10. Pondexter, Quincy-WASH	32	124	249	498

3-POINT FIELD GOAL PERCENTAGE

	G	FG	FGA	Pct
1. Collison, Darren-UCLA	35	51	114	447
2. Stewart, Lodrick-USC	37	77	175	440
Young, Nick-USC	37	44	100	440
4. Porter, Tajuan-ORE	35	110	252	437
5. Appleby, Ryan-WASH	32	84	194	433
6. Harmeling, Daven-WSU	33	55	128	430
7. Taylor, Bryce-ORE	37	54	128	422
8. Leunen, Maarty-ORE	37	41	99	414
9. Hill, Lawrence-STAN	31	50	122	410
10. Brooks, Aaron-ORE	35	80	198	404

FREE THROW PERCENTAGE

	G	FT	FTA	Pct
1. Porter, Tajuan-ORE	35	80	88	909
2. Radenovic, Ivan-ARIZ	31	150	172	872
3. Brooks, Aaron-ORE	35	115	136	846
4. Budinger, Chase-ARIZ	31	82	97	845
5. Taylor, Bryce-ORE	37	109	132	826
6. Collison, Darren-UCLA	35	94	116	810
7. Afflalo, Arron-UCLA	36	101	126	802
8. Anderson, Ryan-CAL	33	103	129	798
9. Dentmon, Justin-WASH	32	83	104	798
10. Hackett, Daniel-USC	37	84	106	792

ASSISTS

	G	Ast	Avg
1. Shakur, Mustafa-ARIZ	31	215	6.94
2. Collison, Darren-UCLA	35	199	5.69
3. Weaver, Kyle-WSU	34	157	4.62
4. Ubaka, Ayinde-CAL	33	142	4.30
5. Brooks, Aaron-ORE	35	149	4.26
6. Tarver, Josh-OSU	32	123	3.84
7. Washington, Fred-STAN	31	113	3.65
8. Dentmon, Justin-WASH	32	115	3.59
9. Johnson, Mitch-STAN	31	103	3.32
10. Glasser, Derek-ASU	30	97	3.23

STEALS

	G	Stl	Avg
1. Collison, Darren-UCLA	35	78	2.23
2. Weaver, Kyle-WSU	34	74	2.18
3. Mbah a Moute, Luc Ri-UCLA	35	59	1.69
4. Jones, Marcel-OSU	32	49	1.53
5. Shakur, Mustafa-ARIZ	31	47	1.52
6. Leunen, Maarty-ORE	37	51	1.38
7. Brooks, Aaron-ORE	35	48	1.37
8. Shipp, Josh-UCLA	35	47	1.34
9. Low, Derrick-WSU	34	45	1.32
10. Washington, Wesley-OSU	30	39	1.30

ASSIST-TO-TURNOVER RATIO

	G	Ast	Avg	TO	Avg	Ratio
1. Ubaka, Ayinde-CAL	33	142	4.3	67	2.0	2.12
2. Collison, Darren-UCLA	35	199	5.7	102	2.9	1.95
3. Shakur, Mustafa-ARIZ	31	215	6.9	114	3.7	1.89
4. Weaver, Kyle-WSU	34	157	4.6	93	2.7	1.69
5. Brooks, Aaron-ORE	35	149	4.3	89	2.5	1.67
6. Johnson, Mitch-STAN	31	103	3.3	62	2.0	1.66
7. Glasser, Derek-ASU	30	97	3.2	59	2.0	1.64
8. Washington, Fred-STAN	31	113	3.6	81	2.6	1.40
9. Tarver, Josh-OSU	32	123	3.8	92	2.9	1.34
10. Dentmon, Justin-WASH	32	115	3.6	96	3.0	1.20

California 60, Utah Valley State 47**Nov. 15, 2006 – Haas Pavilion – Berkeley, CA**

California held Utah Valley State without a point for the first 10 minutes of the game, building a 13-0 lead, and cruised to a 60-47 victory over the Wolverines. DeVon Hardin had six points and Ryan Anderson five during the run. Cal eventually moved ahead by 24 (55-31) with 7:27 left in the game. The 47 points scored by Utah Valley State was the lowest for a Cal opponent in a season-opener since the Bears beat Saint Mary's, 62-44, to start the 1964-65 campaign.

Utah Valley State	Fg-a	3p-a	Ft-a	Reb	Pf	Pts	Ast	To	Blk	Stl	Min
Jordan Brady, f	5-8	2-3	1-2	4	4	13	0	2	0	1	17
Peter Brown, f	0-0	0-0	0-0	1	4	0	0	2	0	0	9
David Heck c	2-8	1-4	0-0	4	1	5	4	6	1	0	35
Matt Peterson, g	3-6	0-2	0-0	4	4	6	3	1	0	0	31
Chris Bailey, g	2-6	1-3	0-0	2	2	5	3	0	0	0	27
Josh Olsen	1-3	0-2	0-0	2	3	2	2	2	0	0	17
Ryan Toolson	4-10	3-7	3-3	2	0	14	1	3	0	0	26
Richard Troyer	0-2	0-1	0-0	2	1	0	0	2	0	0	15
Joe Walker	1-6	0-0	0-0	2	2	2	0	1	0	1	10
Brett Ravenberg	0-3	0-0	0-0	6	2	0	3	0	1	1	13
Team				4							
Totals	18-52	7-22	4-5	33	23	47	16	19	2	3	200

California	Fg-a	3p-a	Ft-a	Reb	Pf	Tp	Ast	TO	Blk	Stl	Min
Theo Robertson, f	1-7	0-2	0-0	7	2	2	1	1	1	0	38
Ryan Anderson, f	5-10	3-6	7-10	8	3	20	1	2	2	0	29
DeVon Hardin, c	2-3	0-0	5-6	6	4	9	0	2	0	0	20
Ayinde Ubaka, g	4-10	0-2	10-12	2	0	18	2	1	0	2	34
Omar Wilkes, g	4-7	0-0	2-2	1	2	10	1	0	0	1	33
Jerome Randle	0-4	0-2	0-0	1	1	0	0	1	0	0	12
Eric Viemeisel	0-2	0-0	0-0	2	1	0	0	2	2	0	11
Patrick Christopher	0-0	0-0	1-2	0	1	1	1	1	0	0	20
Alex Pribble	0-0	0-0	0-0	0	0	0	0	0	0	0	1
Taylor Harrison	0-0	0-0	0-0	0	0	0	0	0	0	0	2
Team				3							
Totals	16-43	3-12	25-32	30	14	60	6	10	5	3	200

Halftime: Cal 29, UVSC 21. FG: UVSC 34.6, Cal 37.2. 3P%: UVSC 31.8, Cal 25.0. FT%: UVSC 80.0, Cal 78.1. Officials: Harvey, Nixon, Orr. Technical fouls: none. Attendance: 6,886.

San Diego State 86, California 79**Nov. 18, 2006 – Cox Arena – San Diego, CA**

San Diego State scored 56 points and shot 70.0 percent from the floor in the second half, helping the Aztecs to an 86-79 win over visiting Cal. The Bears took advantage of 12 first-half turnovers by SDSU to build a 31-30 lead at the break. But the Aztecs went ahead early in the second half and led by as many as 11. Cal got back within three points at 82-79 before San Diego State made four free throws in the final 10 seconds to put the game out of reach.

California	Fg-a	3p-a	Ft-a	Reb	Pf	Tp	Ast	TO	Blk	Stl	Min
Theo Robertson, f	3-5	1-2	0-2	5	1	7	4	3	0	1	34
Ryan Anderson, f	8-12	2-4	3-4	8	5	21	0	1	0	2	29
DeVon Hardin, c	4-11	0-0	2-3	7	4	10	1	4	3	0	31
Ayinde Ubaka, g	2-13	1-4	0-0	1	3	5	2	1	0	1	36
Omar Wilkes, g	7-12	1-3	0-0	2	0	15	1	1	0	0	35
Jerome Randle	6-9	2-3	4-4	0	2	18	3	2	0	1	21
Eric Viemeisel	0-0	0-0	0-0	0	0	0	0	0	0	0	1
Patrick Christopher	1-1	1-1	0-0	0	2	3	0	1	0	0	12
Taylor Harrison	0-0	0-0	0-0	0	0	0	0	0	0	0	1
Team				1							
Totals	31-63	8-17	9-13	24	17	79	11	13	3	5	200

San Diego State	Fg-a	3p-a	Ft-a	Reb	Pf	Tp	Ast	TO	Blk	Stl	Min
Kyle Spain, f	2-5	0-0	4-4	5	3	8	1	3	0	0	25
Mohamed Abukar, f	8-12	2-3	4-4	7	0	22	3	1	1	0	36
Chris Lamb, c	2-4	0-0	0-0	2	1	4	1	0	1	1	13
Brandon Heath, g	7-15	3-7	2-2	2	1	19	7	5	0	3	40
Richie Williams g	1-1	0-0	0-0	4	5	2	4	2	0	2	21
JerVaughn Johnson	0-0	0-0	0-0	0	0	0	0	1	0	0	3
Jerome Habel	10-11	0-0	3-8	7	3	23	0	2	3	0	30
Lorenzo Wade	4-8	0-2	0-0	4	2	8	2	3	1	1	32
Team				3							
Totals	34-56	5-12	13-18	34	15	86	18	17	6	7	200

Halftime: Cal 31, SDSU 30. FG%: Cal 49.2, SDSU 60.7. 3P%: Cal 47.1, SDSU 41.7. FT%: Cal 69.2, SDSU 72.2. Technical fouls: none. Officials: Harris, McCall, Berren. Attendance: 8,028.

California 73, Santa Clara 48**Nov. 20, 2006 – Haas Pavilion – Berkeley, CA**

DeVon Hardin scored 10 of his 12 points during a decisive 23-4 run to close out the first half, helping Cal to a 73-48 victory over Santa Clara. The Bears trailed by as many as seven points early, before taking the lead for good, 26-24, on a 14-foot jumper by Hardin. Freshman Ryan Anderson paced Cal with 25 points, sinking 5-of-7 from three-point range. The Bears blocked nine shots, led by Hardin's career-high five.

Santa Clara	Fg-a	3p-a	Ft-a	Reb	Pf	Tp	Ast	TO	Blk	Stl	Min
Sean Denison, f	8-15	0-0	0-2	7	3	16	0	3	0	1	30
Mitch Henke, f	0-3	0-1	2-2	2	1	2	5	3	0	0	20
John Bryant, c	4-11	0-0	0-0	5	2	8	0	2	3	0	21
Brody Angley, g	4-12	0-4	0-0	7	1	8	2	2	0	0	28
Danny Pariseau, g	1-6	1-2	0-0	6	3	3	2	3	0	0	25
Josh Higgins	1-1	0-0	0-0	1	1	2	0	0	0	0	7
Calvin Johnson	1-4	1-4	0-0	3	2	3	0	2	0	1	18
Brandon Rohe	0-0	0-0	0-2	1	1	0	0	1	0	0	5
Jonathan Gunderson	0-3	0-3	0-0	1	0	0	1	0	0	0	5
Scott Dougherty	0-2	0-2	0-0	0	1	0	0	0	0	0	14
Okechukwu Mbanugo	0-1	0-0	0-0	1	0	0	0	0	0	0	2
Cedric Latimer	1-2	0-0	0-0	0	0	2	0	0	0	0	3
Tristan Parham	2-4	0-0	0-0	1	1	4	0	0	1	0	14
Joey Kaempf	0-2	0-2	0-0	0	2	0	0	2	0	0	8
Team				6							
Totals	22-66	2-18	2-6	41	18	48	10	18	4	2	200

California	Fg-a	3p-a	Ft-a	Reb	Pf	Tp	Ast	TO	Blk	Stl	Min
Theo Robertson, f	3-7	0-2	0-0	1	0	6	4	3	1	2	30
Ryan Anderson, f	9-15	5-7	2-4	9	1	25	1	0	2	1	36
DeVon Hardin, c	3-7	0-0	6-6	10	1	12	1	3	5	2	30
Ayinde Ubaka, g	6-10	1-4	0-0	1	1	13	5	1	1	1	30
Omar Wilkes, g	4-7	3-5	0-1	2	1	11	0	3	0	0	27
Jerome Randle	0-4	0-3	0-0	0	1	0	5	2	0	1	14
Eric Viemeisel	2-2	0-0	0-0	0	2	4	0	0	0	0	11
David Liss	0-0	0-0	0-0	0	1	0	0	1	0	0	1
Patrick Christopher	0-1	0-1	0-0	1	0	0	2	0	0	0	9
Alex Pribble	1-2	0-1	0-0	2	1	2	0	0	0	0	4
Taylor Harrison	0-1	0-0	0-0	2	1	0	1	1	0	0	8
Team				5							
Totals	28-56	9-23	8-11	33	10	73	19	14	9	7	200

Halftime: Cal 38, SCU 24. FG%: SCU 33.3, Cal 50.0. 3P%: SCU 11.1, Cal 39.1. FT%: SCU 33.3, Cal 72.7. Officials: Libbey, Reischling, Hicks. Technical fouls: none. Attendance: 6,927.

California 72, Marshall 70**Nov. 23, 2006 – Sullivan Arena – Anchorage, AK**

Ryan Anderson sank four free throws in the last 28 seconds and Cal overcame some poor early shooting, as the Bears defeated Marshall, 72-70, in the first round of the Great Alaska Shooting. Cal made just 22.2 percent of its shots in the opening period, but trailed only 30-29 at the break. The Bears then shot 50.0 percent from the floor in the second half. Anderson broke a 68-all tie with his late free throws.

Marshall	Fg-a	3p-a	Ft-a	Reb	Pf	Tp	Ast	TO	Blk	Stl	Min
Travis Akins, f	4-10	2-6	4-4	4	3	14	1	2	0	0	29
Markel Humphrey, f	5-15	1-3	2-2	6	3	13	1	0	1	0	30
Jean F. Bro Grebe, c	6-7	0-0	2-2	4	3	14	1	1	4	0	27
Chris Ross, g	2-8	1-2	4-4	4	2	9	0	1	0	0	30
Tre Whitted, g	4-10	2-7	0-0	3	1	10	2	4	1	2	25
Darryl Merthie	0-7	0-2	0-0	1	3	0	4	1	0	2	18
Chris Williams	0-1	0-1	0-0	0	0	0	0	0	0	0	5
Robbie Jackson	0-1	0-0	0-0	5	2	0	1	0	0	0	13
Taurean Marshall	0-1	0-0	0-0	0	0	0	0	0	0	0	5
Tyler Wilkerson	1-1	0-0	0-1	1	1	2	1	0	0	0	3
Mark Dorris	3-4	0-1	2-3	2	2	8	0	0	0	1	15
Team				5							
Totals	25-65	6-22	14-16	35	20	70	11	9	6	5	200

California	Fg-a	3p-a	Ft-a	Reb	Pf	Tp	Ast	TO	Blk	Stl	Min
Theo Robertson, f	0-6	0-3	3-4	9	3	3	3	1	0	1	28
Ryan Anderson, f	5-12	2-6	7-7	5	3	19	0	0	2	0	29
DeVon Hardin, c	1-5	0-0	4-4	8	3	6	1	2	2	0	31
Ayinde Ubaka, g	7-13	5-6	2-2	2	1	21	4	6	0	0	36
Omar Wilkes, g	4-11	1-4	0-0	3	0	9	2	0	0	0	34
Jerome Randle	4-13	3-6	3-3	2	1	14	2	1	0	1	21
Eric Viemeisel	0-0	0-0	0-0	1	3	0	2	1	0	0	11
Patrick Christopher	0-2	0-0	0-0	3	1	0	0	0	0	0	9
Taylor Harrison	0-0	0-0	0-0	0	1	0	0	0	0	0	1
Team				9							
Totals	21-62	11-25	19-20	42	16	72	14	11	4	2	200

Halftime: Marshall 30, Cal 29. FG%: Marshall 38.5, Cal 33.9. 3P%: Marshall 27.3, Cal 44.0. FT%: Marshall 87.5, Cal 95.0. Officials: Dixon, Sorenson, Corson. Technical fouls: none. Attendance: 5,507.

California 72, Hawaii 56

Nov. 24, 2006 – Sullivan Arena – Anchorage, AK

California jumped out to a 16-4 lead and kept Hawaii at bay the rest of the night, giving the Bears a 72-56 victory in the semifinals of the Great Alaska Shootout. Hawaii cut its deficit to 19-13 midway through the first half, but Cal responded with a 16-5 run to take control. Ryan Anderson had his first career double-double with 18 points and 11 rebounds for the Bears, who improved to 12-1 all-time vs. the Rainbows.

Hawaii	Fg-a	3p-a	Ft-a	Reb	Pf	Tp	Ast	TO	Blk	Stl	Min
Bobby Nash, f	1-6	0-3	1-2	2	1	3	2	1	1	0	31
Ahmet Gueve, f	7-15	0-0	0-0	6	0	14	3	3	2	0	39
Stephen Verwers, c	1-2	0-0	0-0	5	2	2	0	2	0	0	9
Matt Gibson, g	2-5	1-3	0-0	5	2	5	1	3	0	0	18
Matt Lojeski, g	3-10	1-4	0-0	5	0	7	10	3	0	1	38
Todd Lowenthal	0-0	0-0	0-0	0	0	0	0	0	0	0	1
John Wilder	1-1	1-1	0-0	0	0	3	0	0	0	0	2
Dominic Waters	3-6	2-4	2-2	3	1	10	4	2	0	0	24
Marquez Jackson	0-0	0-0	0-0	0	0	0	0	0	0	0	1
Jared Dillinger	0-0	0-0	0-0	0	0	0	0	0	0	0	1
Riley Luetgerodt	0-2	0-0	0-0	0	1	0	0	0	0	0	5
P.J. Owsley	1-5	0-0	0-0	1	3	2	0	0	1	2	14
Todd Follmer	5-7	0-0	0-1	1	4	10	0	0	1	0	15
Alex Veit	0-0	0-0	0-0	0	0	0	0	0	0	0	2
Team				3							
Totals	24-59	5-15	3-5	31	14	56	20	14	5	3	200

California	Fg-a	3p-a	Ft-a	Reb	Pf	Tp	Ast	TO	Blk	Stl	Min
Theo Robertson, f	1-6	1-2	0-0	5	3	3	3	0	0	2	32
Ryan Anderson, f	7-15	2-6	2-2	11	0	18	1	1	0	2	34
DeVon Hardin, c	4-8	0-0	3-4	7	4	11	0	3	1	0	23
Ayinde Ubaka, g	4-10	2-4	2-2	3	1	12	6	1	0	0	34
Omar Wilkes, g	5-7	0-1	0-0	2	0	10	1	0	0	1	22
Jerome Randle	2-6	0-1	1-1	3	1	5	3	2	0	0	17
Eric Viermeisel	0-0	0-0	0-0	0	2	0	0	1	0	0	5
Patrick Christopher	4-6	1-1	0-0	1	1	9	2	3	1	0	17
Alex Pribble	0-0	0-0	2-2	1	0	2	0	0	0	0	8
Taylor Harrison	0-2	0-0	2-2	2	0	2	0	0	0	0	8
Team				2			1				
Totals	27-60	6-15	12-13	37	12	72	16	12	2	5	200

Halftime: Cal 37, UH 24. FG%: UH 40.7, Cal 45.0. 3P%: UH 33.3, Cal 40.0. FT%: UH 60.0, Cal 92.3. Officials: Batsell, McRoy, Lujan. Technical fouls: none. Attendance: 6,061.

California 78, Loyola Marymount 70

Nov. 25, 2006 – Sullivan Arena – Anchorage, AK

Ryan Anderson scored 15 points and grabbed 12 rebounds to earn MVP honors of the Great Alaska Shootout and lead Cal to a 78-70 victory over Loyola Marymount in the championship game. After holding a 39-33 advantage at the break, Cal opened the second half on a 16-4 run, which was started and finished by Omar Wilkes lay-ups. Wilkes tied a career high with 18 points, and the Bears matched a school record by sinking all 11 of their free throw attempts (also at DePaul in 1999; since broken). In addition to Anderson, Ayinde Ubaka and DeVon Hardin were named to the all-tournament squad.

Loyola Marymount	Fg-a	3p-a	Ft-a	Reb	Pf	Tp	Ast	TO	Blk	Stl	Min
Matthew Knight, f	7-18	0-1	0-0	9	2	14	1	1	0	1	35
Derick Grubb, c	2-11	1-3	1-2	2	3	6	0	2	1	1	34
Brandon Worthy, g	8-16	2-6	0-0	7	3	18	1	1	0	0	38
Damian Martin, g	2-4	0-1	0-1	5	0	4	4	3	0	0	23
Jon Ziri, g	0-3	0-1	1-2	7	1	1	3	1	0	1	15
Corey Counts	0-1	0-1	2-2	0	1	2	2	1	0	0	10
Adoyah Miller	5-10	4-7	3-3	3	2	17	1	2	0	0	24
John Montgomery	1-3	1-3	0-0	0	1	3	3	0	0	0	10
Marko Deric	2-4	0-0	1-2	0	0	5	0	0	0	0	11
Team				2							
Totals	27-70	8-23	8-12	35	13	70	15	11	1	3	200

California	Fg-a	3p-a	Ft-a	Reb	Pf	Tp	Ast	TO	Blk	Stl	Min
Theo Robertson, f	1-4	0-0	2-2	2	5	4	3	1	0	2	25
Ryan Anderson, f	6-9	1-4	2-2	12	2	15	1	0	0	0	33
DeVon Hardin, c	8-13	0-0	0-0	9	4	16	1	2	4	0	32
Ayinde Ubaka, g	5-15	2-5	5-5	4	0	17	5	3	0	0	36
Omar Wilkes, g	8-10	0-1	2-2	2	0	18	3	4	0	3	36
Jerome Randle	3-3	2-2	0-0	2	2	8	6	5	0	1	20
Eric Viermeisel	0-1	0-1	0-0	0	2	0	0	0	0	0	6
Patrick Christopher	0-1	0-1	0-0	2	0	0	2	0	0	0	11
Taylor Harrison	0-0	0-0	0-0	0	0	0	0	1	0	0	1
Team				1							
Totals	31-56	5-14	11-11	34	15	78	21	16	4	6	200

Halftime: Cal 39, LMU 33. FG%: LMU 38.6, Cal 55.4. 3P%: LMU 34.8, Cal 35.7. FT%: LMU 66.7, Cal 100.0. Officials: Batsell, Sorenson, Cordon. Technical fouls: none. Attendance: 6,705.

California 78, Kansas State 48


Nov. 29, 2006 – Haas Pavilion – Berkeley, CA

Cal broke open a tight game with a 15-2 run to end the first half, defeating Kansas State, 78-48, in Haas Pavilion. The win was the Bears' first in six tries against the Wildcats. Cal built as much as a 35-point lead in the second half, playing mostly reserves the final eight minutes of the contest. DeVon Hardin pulled down 10 rebounds in the first half and finished with 12 points and 12 boards, while Ayinde Ubaka had eight assists with no turnovers in 28 minutes.

Kansas State	Fg-a	3p-a	Ft-a	Reb	Pf	Tp	Ast	TO	Blk	Stl	Min
David Hoskins, f	0-2	0-1	0-0	1	1	0	1	1	0	0	10
Cartier Martin, f	7-14	0-4	2-2	5	4	16	1	5	0	1	29
Jason Bennett, c	0-4	0-0	0-3	5	0	0	0	0	6	0	21
Blake Young, g	2-12	0-5	0-0	4	2	4	4	1	0	0	28
Lance Harris, g	5-9	3-5	1-1	2	0	14	0	0	0	0	20
Ryan Patzward	0-0	0-0	0-0	0	0	0	0	0	0	1	2
Clent Stewart	1-4	1-2	0-0	1	0	3	2	0	0	0	19
Serge Afeli	1-1	0-0	0-0	2	1	2	1	1	1	0	8
Jermaine Maybank	0-0	0-0	0-0	0	1	0	0	1	0	0	8
Chris Merriewether	1-3	0-0	0-0	0	0	2	0	0	0	1	3
Delivez Yearby	2-4	0-1	0-0	0	3	4	0	0	0	0	6
Akeem Wright	0-1	0-0	0-0	1	0	0	0	2	0	0	8
Darren Kent	0-3	0-3	0-0	6	0	0	1	2	0	0	28
Luis Colon	1-1	0-0	1-2	3	3	3	1	1	0	0	10
Team				5							
Totals	20-58	4-21	4-8	35	15	48	11	14	7	3	200

California	Fg-a	3p-a	Ft-a	Reb	Pf	Tp	Ast	TO	Blk	Stl	Min
Theo Robertson, f	3-6	0-1	3-4	3	1	9	3	1	0	0	28
Ryan Anderson, f	6-10	3-4	0-0	7	1	15	0	3	0	0	32
DeVon Hardin, c	4-10	0-0	4-6	12	3	12	1	0	1	0	29
Ayinde Ubaka, g	4-8	2-5	4-4	1	1	14	8	0	0	3	28
Omar Wilkes, g	4-8	1-2	0-0	1	0	9	1	0	0	1	23
Jerome Randle	2-5	0-1	2-2	2	1	6	4	2	0	0	18
Thomas Fang	0-1	0-1	0-0	0	0	0	0	1	0	0	2
Eric Viermeisel	1-3	1-1	0-0	0	0	3	1	0	0	0	8
David Liss	0-2	0-1	0-0	0	0	0	0	0	0	0	2
Patrick Armstrong	0-1	0-0	0-0	2	0	0	0	1	0	0	2
Patrick Christopher	3-6	1-1	1-2	1	0	8	1	0	0	0	16
Alex Pribble	0-0	0-0	0-0	2	0	0	0	0	0	0	6
Taylor Harrison	0-0	0-0	2-2	3	3	2	0	0	0	0	6
Team				4							
Totals	27-60	8-17	16-20	38	10	78	19	8	1	4	200

Halftime: Cal 37, KSU 25. FG%: KSU 34.5, Cal 45.0. 3P%: KSU 19.0, Cal 47.1. FT%: KSU 50.0, Cal 80.0. Officials: Reischling, Wood, Ditty. Technical fouls: Colon. Attendance: 9,026.



Omar Wilkes

Nevada 77, California 71

Dec. 3, 2006 – HP Pavilion – San Jose, CA

California battled back from an 18-point second-half deficit to tie the game, but Nevada (#24 AP/#20 ESPN/USA Today) outscored the Bears 14-8 down the stretch to win at the 10th Pete Newell Challenge. Cal trailed 43-25 early in the second half, but used a 16-4 run to tie the contest at 63. After the teams traded baskets, Nevada scored six straight points for a 71-65 advantage.

Nevada	Fg-a	3p-a	Ft-a	Reb	Pf	Tp	Ast	TO	Blk	Stl	Min
Nick Fazekas, f	6-16	0-1	0-2	16	3	12	3	4	2	1	34
Denis Ikovlev, f	1-4	0-1	0-0	6	2	2	0	2	1	1	25
Kyle Shiloh, g	4-5	2-2	4-4	0	2	14	1	1	0	0	23
Marcelus Kemp, g	8-17	3-8	1-3	3	2	20	1	3	0	1	37
Ramon Sessions, g	5-7	1-1	8-9	4	1	19	6	2	1	2	37
Brandon Fields	0-0	0-0	0-0	0	0	0	1	0	0	0	4
Lyndale Burleson	1-2	0-0	0-0	0	4	2	3	1	0	1	16
Tyrone Hanson	0-0	0-0	0-0	0	0	0	0	0	0	0	1
David Ellis	1-2	0-0	4-4	2	3	6	0	0	1	1	17
JaVale McGee	1-2	0-0	0-0	1	2	2	0	2	0	0	6
Team				4							
Totals	27-55	6-13	17-22	36	19	77	15	15	5	7	200
California	Fg-a	3p-a	Ft-a	Reb	Pf	Tp	Ast	TO	Blk	Stl	Min
Theo Robertson, f	4-7	1-2	1-1	4	2	10	1	0	0	2	32
Ryan Anderson, f	3-11	1-4	6-6	6	4	13	1	3	1	0	30
DeVon Hardin, c	6-11	0-0	2-2	10	4	14	0	2	3	0	27
Ayinde Ubaka, g	6-13	1-5	3-5	1	3	16	5	2	0	1	37
Omar Wilkes, g	5-10	2-6	0-0	4	1	12	2	1	0	1	36
Jerome Randle	2-7	0-3	2-2	3	4	6	3	2	1	0	22
Eric Viemeisel	0-0	0-0	0-0	0	0	0	0	0	0	0	1
Patrick Christopher	0-1	0-0	0-0	1	2	0	0	2	0	1	8
Taylor Harrison	0-0	0-0	0-0	0	1	0	0	0	0	0	7
Team				1							
Totals	26-60	5-20	14-16	30	21	71	12	12	5	5	200

Halftime: Nev 40, Cal 25. FG%: Nev 49.1, Cal 43.3. 3P%: Nev 46.2, Cal 25.0. FT%: Nev 77.3, Cal 87.5. Officials: McGill, Hall, Reed. Technical fouls: none. Attendance: 7,833.

California 75, Chicago State 51

Dec. 8, 2006 – Haas Pavilion – Berkeley, CA

Cal used a 22-1 run that spanned the end of the first half and the beginning of the second half to lift the Bears to a 75-51 win over Chicago State in the first round of the Golden Bear Classic. The Cougars grabbed an early 18-7 advantage, before Cal, with four freshmen on the floor, retook the lead at 22-21. After CSU forged ahead, 31-24, the Bears started their run to take control. Cal shot 56.0 percent from the floor and received balanced scoring throughout the lineup, with seven players contributing at least eight points.

Chicago State	Fg-a	3p-a	Ft-a	Reb	Pf	Tp	Ast	TO	Blk	Stl	Min
Michael Henderson, f	1-4	0-0	1-2	5	4	3	1	5	0	0	21
Kevin Jones Jr., f	3-10	1-4	3-4	0	2	10	2	2	0	3	35
Carl Ross, c	2-3	0-0	0-1	4	4	4	1	1	0	0	18
David Holston, g	1-10	1-8	0-0	3	2	3	4	0	0	0	31
Royce Parran, g	3-8	2-5	2-2	5	2	10	2	3	0	2	31
Walter Woghiren	0-0	0-0	1-2	0	0	1	0	0	0	0	4
Aaron Williams	2-7	1-3	1-2	4	2	6	2	0	0	1	27
Cam-Ron Clay	7-11	0-0	0-0	4	5	14	0	1	0	0	23
Chidozie Chukwumah	0-1	0-0	0-0	3	1	0	0	1	0	0	11
Team				3							
Totals	19-54	5-20	8-13	31	22	51	12	14	0	6	200
California	Fg-a	3p-a	Ft-a	Reb	Pf	Tp	Ast	TO	Blk	Stl	Min
Theo Robertson, f	3-3	1-1	5-6	2	2	12	0	2	0	0	27
Ryan Anderson, f	4-10	0-4	1-2	12	2	9	0	2	1	0	31
DeVon Hardin, c	4-9	0-0	4-7	7	4	12	0	1	1	1	23
Ayinde Ubaka, g	4-8	0-2	2-2	2	1	10	7	1	0	1	30
Omar Wilkes, g	4-7	2-2	0-0	0	1	10	0	1	0	0	22
Jerome Randle	3-4	0-1	2-3	1	1	8	4	0	0	0	22
Eric Viemeisel	1-2	0-0	1-3	4	4	3	0	1	0	1	9
Patrick Christopher	4-6	1-2	0-0	1	1	9	0	2	1	0	25
Alex Pribble	0-0	0-0	0-0	1	1	0	0	0	0	0	2
Taylor Harrison	1-1	0-0	0-1	3	1	2	1	0	0	0	9
Team				1							
Totals	28-50	4-12	15-24	34	18	75	12	10	3	3	200

Halftime: Cal 37, CSU 32. FG%: CSU 35.2, Cal 56.0. 3P%: CSU 25.0, Cal 33.3. FT%: CSU 61.5, Cal 62.5. Officials: Kennedy, Crozier, Eggers. Technical fouls: none. Attendance: 7,938

San Diego 72, California 67

Dec. 9, 2006 – Haas Pavilion – Berkeley, CA

Tournament MVP Brandon Johnson scored 15 of his 23 points in the second half, leading San Diego to a 72-67 victory over Cal in the championship game of the Golden Bear Classic. The Bears, who led, 37-34, at the half and were up, 47-41, with 15 minutes left, saw their 12-game non-conference home winning streak come to an end. USD built a 68-61 advantage with just over two minutes to go, before Cal scored six straight to make it 68-67 with 47 seconds left. However, a Johnson jumper with 21 seconds on the clock helped keep the Toreros in front. Cal committed 17 turnovers to USD's five, and was outscored in points off turnovers, 26-5. Ayinde Ubaka and Theo Robertson were voted to the all-tournament team for the Bears.

San Diego	Fg-a	3p-a	Ft-a	Reb	Pf	Tp	Ast	TO	Blk	Stl	Min
Daniel Fleming, f	2-4	1-3	0-0	0	2	5	1	0	1	1	28
Chris Lewis, f	1-5	1-3	0-0	3	3	3	1	0	0	2	24
Theo White, c	1-4	0-0	0-0	3	4	2	0	1	1	1	18
Brandon Johnson, g	11-19	0-3	1-2	4	1	23	1	1	0	1	31
Ross DeRogatis, g	3-9	0-5	1-3	3	3	7	4	3	0	0	34
Danny Brown	2-4	2-3	0-0	2	0	6	2	0	0	0	20
Gyno Pomare	7-13	0-0	7-10	6	1	21	0	0	1	2	25
De'Jon Jackson	2-5	0-1	1-1	4	0	5	3	0	0	0	20
Team				0							
Totals	29-63	4-18	10-16	25	14	72	12	5	3	7	200
California	Fg-a	3p-a	Ft-a	Reb	Pf	Tp	Ast	TO	Blk	Stl	Min
Theo Robertson, f	4-6	1-2	4-4	4	4	13	1	1	0	0	31
Ryan Anderson, f	4-10	1-2	1-2	11	4	10	1	2	1	0	31
DeVon Hardin, c	4-5	0-0	0-0	10	4	8	0	4	1	0	27
Ayinde Ubaka, g	7-15	0-7	1-2	4	1	15	7	3	0	1	37
Omar Wilkes, g	3-7	0-1	1-1	1	0	7	2	1	0	0	31
Jerome Randle	4-6	2-4	2-4	2	0	12	0	1	0	0	17
Eric Viemeisel	0-2	0-1	0-0	0	0	0	0	2	0	0	4
Patrick Christopher	1-4	0-2	0-0	4	1	2	2	3	0	0	16
Alex Pribble	0-0	0-0	0-0	1	0	0	0	0	0	0	2
Taylor Harrison	0-2	0-0	0-0	0	0	0	0	0	0	0	4
Team				2							
Totals	27-57	4-19	9-13	39	14	67	13	17	2	1	200

Halftime: Cal 27, USD 34. FG%: USD 46.0, Cal 47.4. 3P%: USD 22.2, Cal 21.1. FT%: USD 62.5, Cal 69.2. Officials: White, Cota, Greenstein. Technical fouls: none. Attendance: 7,861.

California 84, Furman 50

Dec. 19, 2006 – Haas Pavilion – Berkeley, CA

Omar Wilkes scored 12 of his 15 points during a decisive 25-7 run to close out the first half, leading Cal to an 84-50 victory over Furman in the Bears' first game following a 10-day break for final exams. Ayinde Ubaka dished out a career-best 11 assists without committing a turnover, and Ryan Anderson added 23 points of 9-of-11 shooting – his highest output since a 25-point effort vs. Santa Clara Nov. 20. Cal shot 66.7 percent from the floor in the second half en route to its biggest win since a 95-61 victory over Albany on Dec. 11, 2000.

Furman	Fg-a	3p-a	Ft-a	Reb	Pf	Tp	Ast	TO	Blk	Stl	Min
Moussa Diagne, f	3-10	1-5	0-0	5	2	7	2	1	0	0	30
Robby Bostain, f	2-5	0-0	0-0	0	1	4	1	3	0	0	23
Stanley Jones, c	5-6	0-0	2-3	4	3	12	3	2	1	1	27
Eric Webb, g	2-7	2-5	0-0	3	2	6	6	2	0	2	28
Tony Anderson, g	0-4	0-2	0-0	0	4	0	3	4	0	0	27
Darryl Evans	2-3	1-1	1-2	3	3	6	0	0	0	0	9
George Brozos	2-4	1-2	0-0	9	0	5	0	1	0	0	15
Gerard Punch	1-6	1-5	0-0	2	2	3	0	3	1	0	21
Alex Opacic	3-7	1-3	0-0	1	2	7	0	2	0	0	15
Grayson Glur	0-3	0-0	0-0	0	1	0	0	1	0	1	5
Team				2							
Totals	20-55	7-23	3-5	29	20	50	15	19	2	4	200
California	Fg-a	3p-a	Ft-a	Reb	Pf	Tp	Ast	TO	Blk	Stl	Min
Theo Robertson, f	5-8	3-3	3-3	5	1	16	3	0	0	1	27
Ryan Anderson, f	9-11	3-3	2-3	7	4	23	0	0	0	0	27
DeVon Hardin, c	3-5	0-0	2-2	6	1	8	0	2	0	2	15
Ayinde Ubaka, g	3-8	1-4	3-4	1	1	10	11	0	0	1	30
Omar Wilkes, g	6-9	3-5	0-0	2	0	15	1	2	0	0	28
Jerome Randle	0-4	0-1	4-4	1	1	4	7	2	0	0	20
Thomas Fang	0-0	0-0	0-0	0	0	0	0	0	0	0	1
Eric Viemeisel	0-1	0-0	0-0	0	1	0	0	2	0	0	7
David Liss	0-0	0-0	0-0	0	0	0	0	0	0	0	2
Patrick Armstrong	0-0	0-0	0-0	1	0	0	0	0	0	0	1
Patrick Christopher	4-6	0-1	0-0	2	2	8	0	0	0	0	22
Alex Pribble	0-2	0-0	0-0	3	1	0	0	0	0	0	11
Taylor Harrison	0-1	0-0	0-0	0	1	0	0	1	0	0	9
Team				2							
Totals	30-55	10-17	14-16	30	13	84	22	10	0	4	200

Halftime: Cal 41, Furman 24. FG%: Furman 36.4, Cal 54.5. 3P%: Furman 30.4, Cal 58.8. FT%: Furman 60.0, Cal 87.5. Officials: Irving, Giron, Cutler. Technical fouls: Anderson (F). Attendance: 6,987.

DePaul 90, California 62**Dec. 23, 2006 – Allstate Arena – Rosemont, IL**

After trailing by three-points at the break, DePaul scored 57 points in the second half on 70.0 percent shooting from the floor to defeat Cal, 90-62. The Bears, who were playing their first game without injured C DeVon Hardin (foot), built as much as a nine-point lead early in the game. Ryan Anderson had 17 points and 11 rebounds at the half, and finished with 24 points and 16 boards.

California	Fg-a	3p-a	Ft-a	Reb	Pf	Tp	Ast	TO	Blk	Stl	Min
Theo Robertson, f	3-9	0-1	3-4	2	2	9	1	1	0	0	31
Ryan Anderson, f	9-16	3-7	3-5	16	2	24	0	2	1	0	35
Ayinde Ubaka, g	3-9	1-5	0-0	2	1	7	4	2	0	0	34
Omar Wilkes, g	1-6	0-2	0-0	3	0	2	1	0	0	1	23
Patrick Christopher, g	1-4	0-1	0-0	2	4	2	3	1	0	1	19
Jerome Randle	1-9	1-4	4-5	3	2	7	1	3	0	0	20
Eric Vierneisel	4-7	3-4	0-0	1	3	11	1	3	0	1	26
Alex Pribble	0-0	0-0	0-0	0	1	0	0	0	0	0	3
Taylor Harrison	0-2	0-0	0-0	2	1	0	0	0	1	0	8
Team				6							
Totals	22-62	8-24	10-14	37	16	62	11	12	2	3	200

DePaul	Fg-a	3p-a	Ft-a	Reb	Pf	Tp	Ast	TO	Blk	Stl	Min
Karron Clarke, f	2-5	1-3	1-2	4	1	6	2	0	3	1	22
Wilson Chandler, f	9-16	2-4	2-2	4	1	22	2	2	3	1	31
Lorenzo Thompson, c	0-0	0-0	0-0	1	0	0	0	0	0	1	3
Sammy Mejia, g	5-10	0-3	2-2	8	0	12	6	0	0	0	34
Will Walker, g	1-4	0-2	2-3	4	2	4	1	0	0	0	26
Jabari Currie	5-6	2-3	0-0	1	3	12	2	2	1	1	17
Draelon Burns	6-14	3-5	1-4	6	2	16	5	0	0	2	29
Wesley Green	0-1	0-0	0-0	2	0	0	0	0	0	0	7
Cliff Clinkscales	0-0	0-0	0-0	1	0	0	0	1	0	0	3
Thijin Moses	1-1	1-1	0-0	0	0	3	0	0	0	0	2
Adam Handler	0-0	0-0	2-2	0	1	2	0	0	0	0	2
Marcus Heard	5-6	2-3	1-2	8	2	13	2	0	1	2	22
Keith Butler	0-0	0-0	0-0	0	2	0	0	0	0	0	2
Team				1							
Totals	34-63	11-24	11-17	40	14	90	20	5	8	8	200

Halftime: Cal 36, DePaul 33. FG%: Cal 35.5, DePaul 54.0. 3P%: Cal 33.3, DePaul 45.8. FT%: Cal 71.4, DePaul 64.7. Officials: Burr, Clark, Scagliotta. Technical fouls: none. Attendance: 9,466.


Arizona 94, California 85**Dec. 28, 2006 – McKale Center – Tucson, AZ**

California built an early 18-13 lead and was up, 24-20, before Arizona (#7 AP/#7 ESPN/USA Today) went on a 12-0 run to take control in a 94-85 Wildcat victory in the Pac-10 opener for both schools. UA made 72.0 percent of its shots from the field in the first half en route to a 51-33 advantage at the break. After being down, 76-47, Cal rallied to close the deficit. Five Bears scored in double figures, led by 16 points from Ryan Anderson. Cal sank 13 three-pointers and scored 52 second-half points.

California	Fg-a	3p-a	Ft-a	Reb	Pf	Tp	Ast	TO	Blk	Stl	Min
Theo Robertson, f	5-6	1-1	0-0	2	2	11	3	1	0	2	25
Ryan Anderson, f	6-13	2-5	2-2	4	3	16	1	0	1	0	33
Ayinde Ubaka, g	5-12	3-7	1-2	1	1	14	5	3	0	1	36
Omar Wilkes, g	4-12	2-5	0-0	4	1	10	2	4	0	0	27
Patrick Christopher, g	4-7	0-1	0-0	2	3	8	2	1	0	0	18
Jerome Randle	3-9	2-4	0-0	2	1	8	3	0	0	0	14
Thomas Fang	1-1	1-1	0-0	0	0	3	0	0	0	0	1
Eric Vierneisel	3-7	2-5	2-2	3	4	10	2	1	0	4	25
David Liss	0-0	0-0	0-0	0	1	0	0	0	0	0	2
Alex Pribble	1-2	0-1	1-2	2	1	3	0	0	0	0	7
Taylor Harrison	1-2	0-0	0-0	6	3	2	0	0	0	1	12
Team				4					1		
Totals	33-71	13-30	6-8	30	20	85	18	11	1	8	200

Arizona	Fg-a	3p-a	Ft-a	Reb	Pf	Tp	Ast	TO	Blk	Stl	Min
Marcus Williams, f	8-8	1-1	4-7	3	1	21	2	3	0	0	28
Chase Budinger, f	5-8	2-5	0-0	3	3	12	3	5	0	2	23
Ivan Radenovic, f	6-7	1-1	4-5	9	1	17	4	0	2	1	27
Jawann McClellan, g	5-8	5-7	1-2	0	0	16	4	0	0	3	21
Mustafa Shakur, g	3-7	0-3	2-2	9	1	8	9	3	0	2	36
David Bagga	1-1	0-0	0-0	0	2	2	0	1	0	0	3
Daniel Dillon	1-1	0-0	2-6	2	2	4	2	1	0	0	17
Nic Wise	1-6	0-3	2-4	1	0	4	0	1	0	0	13
Mohamed Tangara	0-0	0-0	0-0	0	0	0	0	0	1	0	4
Fendi Onobun	1-3	0-0	0-0	2	0	2	0	1	0	0	4
Jordan Hill	3-7	0-0	0-2	6	1	6	0	0	0	0	11
Bret Brielmaier	1-2	0-0	0-0	3	0	2	0	1	0	0	13
Team				1							
Totals	35-58	9-20	15-28	39	11	94	24	16	3	8	200

Halftime: UA 51, Cal 33. FG%: Cal 46.5, UA 60.3. 3P%: Cal 43.3, UA 45.0. FT%: Cal 75.0, UA 53.6. Officials: Libbey, Reischling, Hall. Technical fouls: none. Attendance: 14,562.

**Theo Robertson****California 66, Arizona State 62 OT****Dec. 30, 2006 – Wells Fargo Arena – Tempe, AZ**

Ayinde Ubaka scored eight of his 14 points in overtime, including a pair of three-pointers, to help Cal to a 66-62 victory over Arizona State. The Bears led for most of the contest before ASU's Christian Polk tied the game with three seconds left in regulation on a three-pointer over the outstretched arms of Ryan Anderson. In the extra period, Ubaka's treys gave Cal a six-point lead it would not surrender. Both teams made just 7-of-20 shots in the first half, before the Bears sank 60.0 percent from the floor after intermission. Eric Vierneisel tied his career high with 12 points (since broken).

California	Fg-a	3p-a	Ft-a	Reb	Pf	Tp	Ast	TO	Blk	Stl	Min
Theo Robertson, f	1-2	0-1	0-0	7	2	2	2	4	0	1	44
Ryan Anderson, f	6-11	2-5	4-7	8	3	18	0	0	0	0	37
Ayinde Ubaka, g	4-11	4-9	2-2	4	1	14	6	3	0	1	42
Omar Wilkes, g	4-6	2-3	0-1	1	5	10	5	3	0	2	30
Patrick Christopher, g	1-3	1-2	3-4	3	5	6	2	0	0	2	23
Jerome Randle	2-4	0-2	0-0	0	0	4	0	1	0	1	13
Eric Vierneisel	3-8	3-6	3-4	3	1	12	4	3	0	2	29
Alex Pribble	0-0	0-0	0-0	0	0	0	0	0	0	0	3
Taylor Harrison	0-0	0-0	0-0	0	2	0	0	0	0	0	4
Team				0							
Totals	21-45	12-28	12-18	26	19	66	19	14	0	9	225

Arizona State	Fg-a	3p-a	Ft-a	Reb	Pf	Tp	Ast	TO	Blk	Stl	Min
Jeff Pendergraph, f	4-9	0-0	3-4	8	5	11	4	2	0	1	38
Serge Angounou, f	2-3	2-3	0-1	12	3	6	0	3	1	1	44
Antwi Atuahene, g	5-11	1-3	3-4	4	2	14	1	3	0	0	38
Derek Glasser, g	2-5	2-4	0-0	1	0	6	2	0	0	3	36
Christian Polk, g	5-14	2-7	2-2	3	2	14	4	1	0	1	38
Allen Morill	0-0	0-0	0-0	0	0	0	0	1	0	0	1
Steve Jones	0-1	0-1	0-0	1	0	0	0	0	0	0	1
George Odufuwa	0-0	0-0	1-2	2	1	1	0	0	0	0	6
Sylvester Seay	0-0	0-0	0-0	0	0	0	0	0	0	0	1
Jerren Shipp	4-6	1-3	1-3	3	1	10	2	3	0	2	22
Team				0							
Totals	22-49	8-21	10-16	34	14	62	13	13	1	8	225

Halftime: Cal 22, ASU 21. FG%: Cal 46.7, ASU 44.9. 3P%: Cal 42.9, ASU 38.1. FT%: Cal 66.7, ASU 62.5. Officials: Hicks, Staffen, McRoy. Technical fouls: none. Attendance: 6,905.

California 67, Stanford 63

Jan. 3, 2007 – Maples Pavilion – Stanford, CA

Ayinde Ubaka scored 15 of his 26 points in the first half to lead Cal to its first victory at Stanford since 1993, a 67-63 decision at Maples Pavilion. The Bears made just three of their first 19 shots, then sank 21-of-41 the rest of the game (51.2%), while holding the Cardinal to 34.4 percent from the field. Cal built a 41-27 advantage early in the second half, but saw Stanford slice it to 58-57 with 3:51 left. Ubaka then scored seven of Cal's final nine points to seal the win. Eric Vienneisel had his first start of the year and finished with eight points and three rebounds.

California	Fg-a	3p-a	Ft-a	Reb	Pf	Tp	Ast	TO	Blk	Stl	Min
Eric Vienneisel, f	3-6	2-4	0-0	3	4	8	0	0	0	0	19
Theo Robertson, f	2-7	1-3	1-2	6	4	6	3	2	0	0	40
Ryan Anderson, f	4-14	1-4	3-3	6	3	12	1	2	0	0	33
Ayinde Ubaka, g	9-19	3-9	5-6	4	0	26	3	4	0	1	36
Patrick Christopher, g	3-6	0-1	2-2	4	2	8	1	2	1	2	23
Omar Wilkes	2-3	1-1	0-0	3	2	5	1	0	0	0	25
Jerome Randle	1-3	0-1	0-0	1	0	2	2	0	0	0	8
Alex Pribble	0-0	0-0	0-0	0	1	0	0	0	0	0	1
Taylor Harrison	0-2	0-0	0-0	2	3	0	0	0	0	0	15
Team				3							
Totals	24-60	8-23	11-13	32	19	67	11	10	1	3	200

Stanford	Fg-a	3p-a	Ft-a	Reb	Pf	Tp	Ast	TO	Blk	Stl	Min
Lawrence Hill, f	3-9	0-2	6-8	7	1	12	0	1	0	1	32
Fred Washington, f	4-8	0-0	3-4	8	4	11	7	2	1	0	33
Robin Lopez, c	5-13	0-0	6-11	9	2	16	1	2	4	0	29
Mitch Johnson, g	3-7	1-4	0-0	4	3	7	2	2	0	0	28
Anthony Goods, g	4-11	2-7	2-2	2	4	12	0	2	0	0	28
Landry Fields	0-4	0-2	1-2	4	0	1	0	0	0	1	19
Carlton Weatherby	0-1	0-1	0-0	1	0	0	1	0	0	0	6
Brook Lopez	2-7	0-0	0-2	3	1	4	2	3	0	2	16
Taj Finger	0-1	0-0	0-0	6	2	0	0	0	0	0	9
Team				6							
Totals	21-61	3-16	18-29	50	17	63	13	12	5	4	200

Halftime: Cal 34, Stan 25. FG%: Cal 40.0, Stan 34.4. 3P%: Cal 34.8, Stan 18.8. FT%: Cal 84.6, Stan 62.1. Officials: Hall, Ramos, Irving. Technical fouls: none. Attendance: 7,332.

Washington State 73, California 56

Jan. 11, 2007 – Haas Pavilion – Berkeley, CA

Washington State (#22 AP/#23 ESPN/USA Today) jumped out to a 17-5 lead on its way to a 73-56 win over Cal, spoiling the Bears' Pac-10 home opener. WSU shot 58.0 percent from the floor and got double-figure scoring from all five starters. After the Cougars took their quick opening lead, the Bears made a run to close the gap to 17-13, keyed by three-pointers from Eric Vienneisel and Ryan Anderson. However, WSU responded with a 7-0 spurt and was up, 40-28, at the break. Cal did not get within 11 points of the Cougars during the second half.

Washington State	Fg-a	3p-a	Ft-a	Reb	Pf	Tp	Ast	TO	Blk	Stl	Min
Daven Harmeling, f	6-10	2-2	0-0	7	0	14	0	1	1	0	36
Ivory Clark, f	6-6	0-0	2-3	3	2	14	2	1	1	0	24
Robbie Cowgill, c	4-5	0-0	3-4	6	3	11	1	1	0	0	26
Derrick Low, g	4-11	2-5	1-1	2	2	11	6	0	0	0	33
Kyle Weaver, g	5-7	0-1	4-5	6	0	14	10	5	2	1	35
Mac Hopson	0-1	0-1	1-3	0	1	1	0	0	0	0	6
Nikola Koprivica	2-4	0-1	0-0	2	2	4	0	0	0	0	8
Chris Matthews	0-3	0-3	0-0	2	0	0	1	1	0	0	11
Taylor Rochestie	0-0	0-0	0-1	1	0	0	0	1	0	0	5
Caleb Forrest	2-3	0-0	0-0	4	4	4	1	1	0	1	16
Team				3							
Totals	29-50	4-13	11-17	36	14	73	21	11	4	2	200

California	Fg-a	3p-a	Ft-a	Reb	Pf	Tp	Ast	TO	Blk	Stl	Min
Eric Vienneisel, f	4-12	2-9	0-0	5	1	10	0	1	1	0	30
Theo Robertson, f	1-3	0-1	1-2	3	4	3	2	1	0	0	19
Ryan Anderson, c	5-11	2-4	5-7	8	3	17	0	3	0	1	39
Ayinde Ubaka, g	5-15	2-8	4-5	2	3	16	3	2	0	1	33
Patrick Christopher, g	0-2	0-1	0-0	2	2	0	0	1	0	0	18
Omar Wilkes	3-8	0-2	0-0	3	0	6	0	0	0	0	29
Jerome Randle	0-3	0-2	0-0	0	2	0	5	0	0	0	19
Thomas Fang	0-1	0-1	0-0	1	0	0	0	1	0	0	1
David Liss	0-0	0-0	0-0	0	0	0	0	0	0	0	1
Patrick Armstrong	0-0	0-0	0-0	0	0	0	0	0	0	0	1
Alex Pribble	1-1	1-1	1-2	2	0	4	1	0	0	0	10
Team				1							
Totals	19-56	7-29	11-16	27	15	56	11	9	1	2	200

Halftime: WSU 40, Cal 28. FG%: WSU 58.0, Cal 33.9. 3P%: WSU 30.8, Cal 24.1. FT%: WSU 64.7, Cal 68.8. Officials: McAllister, Padilla, Giron. Technical fouls: none. Attendance: 7,319.

California 77, Washington 69 OT


Jan. 13, 2007 – Haas Pavilion – Berkeley, CA

Ayinde Ubaka scored six of his 13 points in overtime to lead Cal to a 77-69 win over Washington, improving the Bears to 6-1 in their last seven home games vs. the Huskies. After UW took a 66-64 lead, Eric Vienneisel sank a three-pointer from the corner to give Cal a 67-66 edge with 8 seconds left in regulation. UW's Justin Dentmon was fouled with 0.2 seconds remaining, but he made just 1-of-2 free throws to send the game into OT. Ubaka then scored two quick baskets to give the Bears a four-point lead they would not relinquish. Ryan Anderson finished with 18 points, 14 rebounds and two steals in 42 minutes for his fifth double-double of the season.

Washington	Fg-a	3p-a	Ft-a	Reb	Pf	Tp	Ast	TO	Blk	Stl	Min
Jon Brockman, f	5-10	0-0	1-6	6	3	11	0	1	0	0	32
Phil Nelson, f	0-3	0-3	0-0	2	3	0	4	0	0	0	20
Spencer Hawes, c	6-12	0-0	1-2	5	3	13	0	2	0	0	30
Adrian Oliver, g	3-7	0-3	3-3	3	5	9	2	1	0	1	26
Ryan Appleby, g	3-4	3-4	2-2	4	3	11	0	3	0	0	36
Justin Dentmon	5-16	0-1	2-4	9	4	12	4	3	0	2	37
Brandon Burmeister	0-1	0-1	2-2	0	0	2	0	0	0	0	2
Artem Wallace	1-2	0-0	0-2	1	1	2	0	0	0	0	12
Hans Gasser	2-3	2-3	2-2	2	3	8	0	1	0	1	16
Quincy Pondexter	0-1	0-0	1-2	2	2	1	3	1	0	0	14
Team				2							
Totals	25-59	5-15	14-25	36	27	69	13	12	0	4	225

California	Fg-a	3p-a	Ft-a	Reb	Pf	Tp	Ast	TO	Blk	Stl	Min
Patrick Christopher, f	3-6	1-3	0-0	4	2	7	1	2	1	0	25
Theo Robertson, f	4-9	3-6	3-5	8	4	14	1	1	1	0	33
Ryan Anderson, c	5-16	0-6	8-10	14	3	18	1	2	1	2	42
Ayinde Ubaka, g	5-12	1-4	2-4	7	3	13	4	3	0	0	40
Omar Wilkes, g	5-14	0-2	3-4	2	1	13	1	2	0	1	36
Jerome Randle	0-3	0-3	3-4	3	0	3	4	0	0	1	20
Eric Vienneisel	2-5	1-4	1-3	3	4	6	1	2	0	1	19
Alex Pribble	1-1	1-1	0-0	2	1	3	0	0	0	0	6
Taylor Harrison	0-0	0-0	0-0	0	4	0	0	1	0	0	4
Team				4							
Totals	25-66	7-29	20-30	47	22	77	13	13	3	5	225

Halftime: Cal 35, UW 33. FG%: UW 42.4, Cal 37.9. 3P%: UW 33.3, Cal 24.1. FT%: UW 56.0, Cal 66.7. Officials: Libbey, Wood, Gabutero. Technical fouls: none. Attendance: 8,572.



Patrick Christopher



Ryan Anderson

California 77, Oregon State 74

Jan. 18, 2007 – Gill Coliseum – Corvallis, OR

Ayinde Ubaka and Ryan Anderson scored 22 points apiece to lead Cal to its third consecutive road win, a 77-74 victory over Oregon State. Anderson poured in 18 of his points in the first half, including a three-pointer at the buzzer to give the Bears a 32-31 edge at the break. Ubaka then took over after intermission, when he tossed in 20 points. He was 8-for-8 from the free throw line, as well, and passed the 1,000-point mark for his career. Cal didn't lead by more than six points throughout the contest. After Anderson's two free throws gave the Bears a 77-74 lead with 7.4 seconds to go, OSU couldn't get a shot off on its final possession.

California	Fg-a	3p-a	Ft-a	Reb	Pf	Tp	Ast	TO	Blk	Stl	Min
Patrick Christopher, f	2-3	2-3	0-0	4	4	6	1	1	0	1	25
Theo Robertson, f	2-5	0-1	0-0	3	4	4	1	2	0	1	24
Ryan Anderson, f	7-10	2-5	6-7	8	2	22	0	1	0	1	37
Ayinde Ubaka, g	6-11	2-5	8-8	1	2	22	2	2	0	0	32
Omar Wilkes, g	3-7	0-2	0-1	5	1	6	3	1	0	1	31
Jerome Randle	1-5	0-3	2-2	2	1	4	2	2	0	0	12
Eric Vierreisel	4-5	4-5	1-2	4	3	13	1	2	0	0	26
Alex Pribble	0-2	0-1	0-0	2	1	0	0	1	0	0	10
Taylor Harrison	0-0	0-0	0-0	0	0	0	0	0	0	0	3
Team				4							
Totals	25-48	10-25	17-20	33	18	77	10	12	0	4	200

Oregon State	Fg-a	3p-a	Ft-a	Reb	Pf	Tp	Ast	TO	Blk	Stl	Min
Marcel Jones, f	10-15	3-5	6-7	3	4	29	3	4	0	1	35
Sasa Cuić, f	5-9	2-4	3-4	1	1	15	1	2	0	0	28
Kyle Jeffers, c	2-3	0-0	0-2	4	2	4	0	0	1	1	15
Josh Tarver, g	3-10	0-6	1-4	2	4	7	4	1	0	1	24
Wesley Washington, g	2-3	0-0	1-3	6	4	5	5	2	0	0	33
Angelo Tsagarakis	1-3	1-3	0-0	0	0	3	1	0	0	0	22
Roeland Schaffenaar	1-1	1-1	0-0	1	1	3	0	0	0	0	8
Seth Tarver	0-0	0-0	0-0	1	0	0	0	0	0	0	2
Jack McGillis	3-7	1-3	1-2	4	2	8	0	1	0	3	30
Michael Johnson	0-0	0-0	0-0	0	0	0	0	0	0	0	3
Team				2							
Totals	27-51	8-22	12-22	24	18	74	14	10	1	6	200

Halftime: Cal 32, OSU 31. FG%: Cal 52.1, OSU 52.9. 3P%: Cal 40.0, OSU 36.4. FT%: Cal 85.0, OSU 54.5. Officials: Eggers, Staffen, McRoy. Technical fouls: none. Attendance: 6,023.

Oregon 92, California 84

Jan. 20, 2007 – McArthur Court – Eugene, OR

Theo Robertson set a career high with 19 points (later broken) and Cal set a school free throw record by making all 12 of its attempts, but the Bears could not hold off Oregon (#9 AP/#10 ESPN/USA Today), 92-84. Cal shot 58.6 percent from the floor in the first half to race out to a 46-38 lead. However, the Ducks opened the second half with a 22-6 burst to forge ahead, 60-52. The Bears managed to tie the score again at 62-all, only to see Oregon respond with a three-pointer from Aaron Brooks to take the lead for good. Ryan Anderson finished with 14 points and 10 rebounds for his sixth double-double of the year, and Omar Wilkes tallied 17 points, one shy of his personal best.

California	Fg-a	3p-a	Ft-a	Reb	Pf	Tp	Ast	TO	Blk	Stl	Min
Patrick Christopher, f	1-3	0-0	2-2	1	1	4	1	3	1	0	17
Theo Robertson, f	8-14	3-4	0-0	3	2	19	2	1	1	0	39
Ryan Anderson, c	4-9	0-2	6-6	10	4	14	1	2	2	0	31
Ayinde Ubaka, g	6-12	3-7	2-2	4	3	17	3	1	0	1	38
Omar Wilkes, g	7-9	3-4	0-0	2	1	17	1	1	0	1	30
Jerome Randle	3-4	0-0	0-0	0	1	6	1	1	0	1	16
Eric Vierreisel	2-7	1-4	2-2	1	4	7	2	2	0	0	20
Alex Pribble	0-0	0-0	0-0	2	2	0	2	1	0	0	9
Team				4							
Totals	31-58	10-21	12-12	27	18	84	13	12	4	3	200

Oregon	Fg-a	3p-a	Ft-a	Reb	Pf	Tp	Ast	TO	Blk	Stl	Min
Malik Hairston, f	7-8	2-3	3-4	3	1	19	3	3	3	1	33
Bryce Taylor, f	4-9	2-4	4-4	3	2	14	3	2	0	2	36
Maarty Leunen, c	4-6	0-1	4-4	5	2	12	7	2	0	1	33
Aaron Brooks, g	8-12	4-5	2-2	4	2	22	6	0	2	0	40
Tajuan Porter, g	4-12	3-6	4-4	2	2	15	1	2	0	0	35
Churchill Oda	0-0	0-0	0-0	0	0	0	0	0	0	0	1
Chamberlain Oguchi	2-4	1-3	0-0	1	0	5	0	0	1	1	12
Joevan Catron	1-2	0-0	3-4	2	3	5	2	0	0	0	10
Team				3							
Totals	30-53	12-22	20-22	23	12	92	22	9	6	5	200

Halftime: Cal 46, UO 38. FG%: Cal 53.4, UO 56.6. 3P%: Cal 47.6, UO 54.5. FT%: Cal 100.0, UO 90.0. Officials: Libbey, Reed, Giron. Technical fouls: none. Attendance: 9,087.

UCLA 62, California 46

Jan. 25, 2007 – Haas Pavilion – Berkeley, CA

Arron Affalo scored 20 of his 25 points in the second half to lead UCLA (#3 AP/#2 ESPN/USA Today) to a 62-46 win over Cal. The Bears jumped out to a 16-8 lead, but after Ryan Anderson picked up his second first-half foul and went to the bench, the Bruins went on an 18-4 run to go up, 26-20. UCLA then outscored Cal, 11-5, out of the break and led by double figures much of the rest of the night. The Bears played without F Eric Vierreisel, who sprained his left ankle the day prior to the game, leaving them with just eight healthy scholarship players. Theo Robertson paced Cal with 16 points, while Anderson had 13 points and six rebounds.

UCLA	Fg-a	3p-a	Ft-a	Reb	Pf	Tp	Ast	TO	Blk	Stl	Min
Josh Shipp, f	6-9	0-2	0-1	3	2	12	2	2	0	0	31
Luc R Mbah a Moute, f	2-6	0-1	0-2	11	3	4	3	3	0	1	31
Lorenzo Mata, c	3-4	0-0	0-0	8	2	6	1	1	0	0	15
Darren Collison, g	2-5	0-2	0-0	1	3	4	3	2	1	0	28
Arron Affalo, g	7-13	2-5	9-9	2	0	25	3	1	0	0	36
Russell Westbrook	1-1	0-0	0-2	0	1	2	1	1	0	1	10
Alfred Aboya	2-6	0-0	0-1	8	3	4	0	0	1	0	27
James Keefe	0-1	0-1	0-0	2	1	0	0	0	0	1	7
Michael Roll	2-5	1-3	0-0	0	1	5	1	0	0	1	15
Team				1							
Totals	25-50	3-14	9-15	36	16	62	14	10	2	4	200

California	Fg-a	3p-a	Ft-a	Reb	Pf	Tp	Ast	TO	Blk	Stl	Min
Patrick Christopher, f	1-5	0-0	0-0	1	2	2	1	0	0	0	28
Theo Robertson, f	6-10	1-3	3-5	4	1	16	3	3	0	1	37
Ryan Anderson, c	6-13	1-5	0-0	6	2	13	0	0	1	0	28
Ayinde Ubaka, g	0-8	0-2	0-0	4	1	0	2	2	0	1	35
Omar Wilkes, g	4-7	1-3	0-0	2	1	9	2	0	0	0	34
Jerome Randle	1-4	1-2	3-4	2	2	6	2	4	0	0	11
David Liss	0-0	0-0	0-0	0	0	0	0	0	0	1	2
Alex Pribble	0-1	0-0	0-0	0	4	0	1	0	0	0	14
Taylor Harrison	0-1	0-0	0-0	4	2	0	1	0	0	0	11
Team				2							
Totals	18-49	4-15	6-9	25	15	46	12	9	1	3	200

Halftime: UCLA 28, Cal 24. FG%: UCLA 50.0, Cal 36.7. 3P%: UCLA 21.4, Cal 26.7. FT%: UCLA 60.0, Cal 66.7. Officials: Hall, Eggers, Batsell. Technical fouls: none. Attendance: 11,877.

USC 76, California 73

Jan. 27, 2007 – Haas Pavilion – Berkeley, CA

California battled back from 17 points down with 13:11 remaining to force a tie, but USC (#25 AP) scored the game's final three points to pull out a 76-73 victory. The Bears, who started the contest with just eight healthy scholarship players, were without Ayinde Ubaka for much of the second half (cramp). Fueled by reserves Jerome Randle and Alex Pribble, who had a career-high four steals, Cal whittled away after being down, 53-36, and Omar Wilkes' layup made it 73-73 with 47 seconds left. USC, though, responded with a Daniel Hackett layup and a free throw from Nick Young. Wilkes' long three-point shot at the buzzer fell short.

USC	Fg-a	3p-a	Ft-a	Reb	Pf	Tp	Ast	TO	Blk	Stl	Min
Nick Young, f	6-14	1-1	6-8	7	1	19	2	3	0	0	38
Dwight Lewis, f	3-4	0-0	1-2	2	3	7	0	2	0	1	16
Taj Gibson, c	3-5	0-0	3-3	2	4	9	4	2	0	0	24
Lodrick Stewart, g	8-12	5-7	0-0	5	1	21	2	3	0	2	39
Gabe Pruitt, g	3-6	3-5	1-2	1	2	10	3	2	0	1	35
Daniel Hackett	3-3	0-0	2-2	6	3	8	5	1	0	0	30
Kyle Austin	0-0	0-0	0-0	0	0	0	0	0	0	0	1
Abdoulaye N'diaye	0-0	0-0	0-0	0	0	0	0	0	0	0	0+
Keith Wilkinson	0-0	0-0	0-0	0	0	0	0	0	0	0	2
RouSean Cromwell	1-2	0-0	0-0	1	2	2	1	2	1	2	15
Team				0							
Totals	27-46	9-13	13-17	24	16	76	17	15	1	6	200

California	Fg-a	3p-a	Ft-a	Reb	Pf	Tp	Ast	TO	Blk	Stl	Min
Patrick Christopher, f	4-9	0-2	2-2	1	3	10	0	1	0	0	30
Theo Robertson, f	3-7	1-3	0-0	6	2	7	2	3	0	0	30
Ryan Anderson, c	7-14	3-7	2-2	3	4	19	1	2	1	2	31
Ayinde Ubaka, g	3-5	1-2	2-2	4	3	9	2	2	0	0	26
Omar Wilkes, g	6-10	2-4	0-0	2	1	14	4	2	0	2	37
Jerome Randle	4-6	2-3	2-2	2	3	12	7	4	0	0	19
David Liss	0-0	0-0	0-0	1	1	0	0	0	0	0	3
Alex Pribble	1-2	0-1	0-0	1	2	2	1	0	0	4	17
Taylor Harrison	0-1	0-0	0-0	0	1	0	0	0	0	0	7
Team				2							
Totals	28-54	9-22	8-8	22	20	73	17	14	1	8	200

Halftime: USC 37, Cal 30. FG%: USC 58.7, Cal 51.9. 3P%: UCA 69.2, Cal 40.9. FT%: USC 76.5, Cal 100.0. Officials: Cartmell, Hicks, Stowe. Technical fouls: Gibson. Attendance: 8,901.

Stanford 90, California 71

Feb. 3, 2007 – Haas Pavilion – Berkeley, CA

Jerome Randle scored a career-high 19 points and Ayinde Ubaka added 17 points and seven assists with no turnovers, but Cal could not overcome its severe height disadvantage and fell to Stanford (#23 AP), 90-71. The Cardinal raced out to a 20-4 lead. However, the Bears, behind 12 first-half points from Randle, battled back to make it 30-27 Stanford with 2:06 left in the first half. With Stanford up, 44-40, early in the second half, the Cardinal went on a decisive 8-0 run and maintained a double-digit lead most of the rest of the night.

Stanford	Fg-a	3p-a	Ft-a	Reb	Pf	Tp	Ast	TO	Blk	Stl	Min
Brook Lopez, f	9-15	0-0	1-1	7	2	19	0	2	1	0	27
Lawrence Hill, f	10-13	4-6	0-0	7	1	24	4	2	0	0	33
Robin Lopez, c	1-8	0-0	0-0	7	2	2	1	1	5	0	26
Anthony Goods, g	3-9	0-5	8-8	6	3	14	3	0	0	1	38
Fred Washington, g	7-10	0-0	7-9	6	1	21	8	1	0	0	36
Mitch Johnson	1-2	0-1	0-0	3	4	2	2	2	0	0	13
Landry Fields	0-0	0-0	0-0	3	0	0	0	0	0	0	8
Carlton Weatherby	0-0	0-0	0-0	0	0	0	3	0	0	1	3
Kenny Brown	0-0	0-0	0-0	0	0	0	0	0	0	0	1
Taj Finger	1-2	0-0	6-6	3	0	8	0	0	0	0	12
Da'Veed Dildy	0-0	0-0	0-0	0	0	0	0	1	0	0	1
Will Paul	0-0	0-0	0-0	0	0	0	0	0	0	0	1
Peter Prowitt	0-0	0-0	0-0	1	0	0	0	0	0	0	1
Team				0							
Totals	32-59	4-12	22-24	43	13	90	21	9	6	2	200

California	Fg-a	3p-a	Ft-a	Reb	Pf	Tp	Ast	TO	Blk	Stl	Min
Patrick Christopher, f	2-7	0-2	1-2	3	3	5	0	0	0	0	26
Theo Robertson, f	5-12	0-2	1-1	5	3	11	2	1	1	2	32
Ryan Anderson, c	4-11	1-4	2-3	6	3	11	0	2	1	1	35
Ayinde Ubaka, g	5-13	1-3	6-7	3	2	17	7	0	0	0	32
Omar Wilkes, g	3-7	2-5	0-0	2	1	8	3	0	0	1	27
Jerome Randle	6-11	3-5	4-5	2	3	19	0	2	0	0	23
Eric Vierniseil	0-3	0-2	0-0	2	2	0	0	0	0	0	10
David Liss	0-1	0-0	0-0	0	0	0	0	1	0	0	1
Alex Pribble	0-0	0-0	0-0	1	2	0	0	0	0	0	8
Taylor Harrison	0-1	0-0	0-0	1	0	0	0	1	0	0	6
Team				4							
Totals	25-66	7-23	14-18	29	19	71	12	7	2	4	200

Halftime: Stan 35, Cal 29. FG%: Stan 54.2, Cal 37.9. 3P%: Stan 33.3, Cal 30.4. FT%: Stan 91.7, Cal 77.8. Officials: Libbey, Wood, Brill. Technical fouls: Goods. Attendance: 10, 684.

Washington 79, California 71


Feb. 8, 2007 – Bank of America Pavilion – Seattle, WA

Jon Brockman scored 22 points and grabbed 14 rebounds as Washington utilized its inside game to its advantage in downing Cal, 79-71. Ayinde Ubaka, who did not start for the first time in two years due to lingering effects of an intestinal virus, still led the Bears with 20 points. Cal trailed just, 37-36, at the break despite allowing UW to shoot 66.7 percent from the floor. Washington built a 59-50 lead with about seven minutes left when Cal went on a 9-2 run, keyed by four points from Ubaka, to cut it to 61-59. Brockman then scored five straight points, as UW pulled away in the end.

California	Fg-a	3p-a	Ft-a	Reb	Pf	Tp	Ast	TO	Blk	Stl	Min
Patrick Christopher, f	1-3	0-0	0-0	1	2	2	0	1	0	1	24
Theo Robertson, f	5-12	1-4	0-0	8	5	11	4	3	0	2	30
Ryan Anderson, f	7-15	2-5	1-2	7	1	17	0	1	0	0	38
Omar Wilkes, g	3-9	1-4	0-0	0	1	7	4	1	0	3	32
Jerome Randle, g	1-4	0-3	0-0	0	3	2	3	2	0	1	10
Ayinde Ubaka	7-13	3-6	3-5	3	0	20	3	0	0	1	34
Eric Vierniseil	3-7	1-4	0-0	1	3	7	2	1	0	0	18
Alex Pribble	1-1	1-1	0-0	0	2	3	1	1	0	1	8
Taylor Harrison	1-1	0-0	0-0	1	3	2	0	0	0	0	6
Team				2							
Totals	29-65	9-27	4-7	23	20	71	17	10	0	9	200

Washington	Fg-a	3p-a	Ft-a	Reb	Pf	Tp	Ast	TO	Blk	Stl	Min
Quincy Pondexter, f	1-5	0-2	0-0	2	2	2	5	2	1	0	19
Jon Brockman, f	8-13	0-0	6-9	14	2	22	0	5	0	0	33
Artem Wallace, c	3-6	0-0	2-4	2	2	8	0	1	0	0	22
Justin Dentmon, g	3-4	0-1	6-6	5	1	12	5	3	0	2	34
Ryan Appleby, g	4-5	2-3	2-2	3	0	12	2	2	0	2	34
Adrian Oliver	2-3	0-1	0-0	2	0	4	0	1	0	0	15
Spencer Hawes	7-12	0-0	2-3	5	3	16	1	1	3	0	25
Brandon Burmeister	1-3	1-3	0-0	1	0	3	1	0	0	0	10
Phil Nelson	0-0	0-0	0-0	0	0	0	2	1	0	0	8
Team				3							
Totals	29-51	3-10	18-24	37	10	79	16	16	4	4	200

Halftime: UW 37, Cal 36. FG%: Cal 44.6, UW 56.9. 3P%: Cal 33.3, UW 30.0. FT%: Cal 57.1, UW 75.0. Officials: McAllister, Batsell, Giron. Technical fouls: none. Attendance: 10,000.



Eric Vierniseil

Washington State 59, California 46

Feb. 10, 2007 – Friel Court – Pullman, WA

Daven Harmeling scored 26 points, sinking 5-of-7 from three-point range to lead Washington State (#14 AP/#14 ESPN/USA Today) to a 59-46 win over Cal. After trailing, 24-18, at the half, the Bears cut their deficit to one on an Omar Wilkes three-pointer and a Ryan Anderson layup. But WSU scored seven straight points and led by double figures most of the rest of the game. Alex Pribble got his first career start for Patrick Christopher, who was slowed by a sore groin.

California	Fg-a	3p-a	Ft-a	Reb	Pf	Tp	Ast	TO	Blk	Stl	Min
Theo Robertson, f	2-5	0-2	3-3	7	3	7	1	4	0	0	32
Ryan Anderson, f	6-14	1-5	0-0	9	1	13	0	5	0	1	36
Ayinde Ubaka, g	4-10	1-3	2-4	0	2	11	4	1	0	1	33
Omar Wilkes, g	2-6	2-5	3-3	0	1	9	0	2	0	1	29
Alex Pribble, g	0-1	0-1	0-0	3	2	0	0	1	0	1	18
Jerome Randle	2-4	2-3	0-0	2	4	6	3	1	0	0	22
Eric Viemeisel	0-5	0-3	0-0	0	3	0	0	1	0	0	14
David Liss	0-0	0-0	0-0	0	0	0	0	0	0	0	1
Patrick Christopher	0-1	0-0	0-0	2	5	0	0	0	0	0	11
Taylor Harrison	0-0	0-0	0-0	0	1	0	0	0	0	0	4
Team				6				1			
Totals	16-46	6-22	8-10	29	22	46	8	16	0	4	200

Washington State	Fg-a	3p-a	Ft-a	Reb	Pf	Tp	Ast	TO	Blk	Stl	Min
Daven Harmeling, f	7-9	5-7	7-9	4	1	26	1	0	2	0	37
Ivory Clark, f	5-11	0-0	2-3	7	1	12	1	5	1	2	35
Robbie Cowgill, c	2-4	0-0	2-4	5	3	6	2	2	0	0	37
Derrick Low, g	1-6	0-5	0-0	2	2	2	1	2	0	2	30
Kyle Weaver, g	3-5	0-1	4-6	4	4	10	5	2	0	4	34
Chris Matthews	0-1	0-1	0-0	0	0	0	1	0	0	0	2
Taylor Rochestie	0-0	0-0	3-4	0	0	3	3	1	0	0	23
Aron Baynes	0-0	0-0	0-0	0	1	0	0	0	0	0	2
Team				2							
Totals	18-36	5-14	18-26	24	12	59	14	12	3	8	200

Halftime: WSU 24, Cal 18. FG%: Cal 34.8, WSU 50.0. 3P%: Cal 27.3, WSU 35.7. FT%: Cal 80.0, WSU 69.2. Officials: Hicks, Greenstein, Shelley. Technical fouls: none. Attendance: 8,762.



Jerome Randle

California 63, Oregon 61

Feb. 15, 2007 – Haas Pavilion – Berkeley, CA

Ayinde Ubaka fed Ryan Anderson for a layup with 1:01 left that the 6-10 freshman turned into a three-point play to give the Bears a 62-61 lead, lifting Cal to a 63-61 win over Oregon (#15 AP/#17 ESPN/USA Today). The Bears used a pair of runs at the end of each half to secure their first victory over a ranked opponent in eight tries this season. Down 27-18 with 6:08 to go in the first half, Cal closed out the period on a 17-0 run, keyed by seven points by Anderson. Then in the second half, the Bears outscored the Ducks, 13-4 over the final 8:26, holding Oregon without a point the last 4:29. Ubaka grabbed a career-high 12 rebounds, while Patrick Christopher added 16 points.

Oregon	Fg-a	3p-a	Ft-a	Reb	Pf	Tp	Ast	TO	Blk	Stl	Min
Malik Hairston, f	3-9	0-1	1-5	5	4	7	2	3	1	0	28
Bryce Taylor, f	4-9	1-4	2-2	2	2	11	1	0	0	0	32
Maarty Leunen, c	1-3	1-3	2-2	6	5	5	2	1	1	4	29
Aaron Brooks, g	5-12	2-6	0-0	7	0	12	6	3	0	0	40
Tajuan Porter, g	5-13	4-11	0-0	2	0	14	1	3	0	0	39
Chamberlain Oguchi	0-4	0-3	0-0	2	2	0	1	0	0	0	7
Adam Zahn	2-2	0-0	0-0	2	4	0	0	0	0	0	13
Joevan Catron	3-4	0-0	2-4	4	1	8	0	0	0	0	12
Team				5							
Totals	23-56	8-28	7-13	35	16	61	13	10	2	4	200

California	Fg-a	3p-a	Ft-a	Reb	Pf	Tp	Ast	TO	Blk	Stl	Min
Theo Robertson, f	2-7	0-0	0-0	1	1	4	4	3	1	1	32
Alex Pribble, f	0-0	0-0	0-1	2	2	0	1	0	0	0	12
Ryan Anderson, c	7-12	1-5	3-5	5	2	18	0	1	0	0	28
Ayinde Ubaka, g	2-9	1-4	1-2	12	2	6	3	1	0	0	29
Omar Wilkes, g	3-6	1-4	3-3	0	0	10	0	0	0	0	33
Jerome Randle	3-5	1-2	1-2	1	3	8	2	1	0	0	21
Eric Viemeisel	0-2	0-1	1-2	1	0	1	0	1	0	0	10
Patrick Christopher	7-12	2-4	0-0	2	3	16	1	0	0	0	23
Taylor Harrison	0-1	0-0	0-0	5	1	0	0	1	0	1	12
Team				4							
Totals	24-54	6-20	9-15	33	14	63	11	10	1	2	200

Halftime: Cal 35, UO 27. FG%: UO 41.1, Cal 44.4. 3P%: UO 28.6, Cal 30.0. FT%: UO 53.8, Cal 60.0.

Officials: Harris, Vinovich, Scyphers. Technical fouls: none. Attendance: 8,544.

California 84, Oregon State 80 OT

Feb. 17, 2007 – Haas Pavilion – Berkeley, CA

Patrick Christopher scored 24 points and grabbed 11 rebounds – both career highs – to lead Cal to an 84-80 overtime win over Oregon State. Cal built a 45-32 advantage midway through the second half, only to see OSU tie the game a 71-all on Angelo Tsagarakis' three-pointer as time expired at the end of regulation. In the extra period, Ayinde Ubaka, Theo Robertson and Christopher scored consecutive baskets to give the Bears a six-point edge. Marcel Jones' two free throws brought the Beavers within two at 82-80, but Christopher iced the game with a pair of free throws with 10 seconds left. It was Cal's third OT victory this year.

Oregon State	Fg-a	3p-a	Ft-a	Reb	Pf	Tp	Ast	TO	Blk	Stl	Min
Marcel Jones, f	3-15	1-6	2-2	5	2	9	0	3	0	1	35
Seth Tarver, f	0-2	0-0	0-0	2	0	0	1	1	0	0	14
Sasa Cuic, c	3-7	2-4	0-0	2	0	8	2	2	0	0	18
Josh Tarver, g	2-9	0-4	2-2	6	2	6	6	4	1	0	45
Wesley Washington, g	3-5	1-1	1-2	3	5	8	2	1	0	0	21
Calvin Hampton	0-0	0-0	0-0	0	0	0	0	0	0	0	2
Angelo Tsagarakis	2-3	1-1	0-0	0	3	5	0	0	0	1	7
Roeland Schaftenaar	2-5	1-1	5-6	8	3	10	4	0	1	0	25
Joey McConnell	0-0	0-0	0-0	0	1	0	0	0	0	0	0+
Jack McGillis	9-16	5-9	1-1	4	5	24	1	1	0	1	32
Michael Johnson	0-0	0-0	0-0	0	1	0	0	0	0	0	2
Kyle Jeffers	3-4	0-0	4-7	9	4	10	1	2	0	0	21
Vojin Svirar	0-0	0-0	0-0	0	0	0	0	0	0	0	3
Team				2							
Totals	27-66	11-26	15-20	41	26	80	17	14	2	3	225

California	Fg-a	3p-a	Ft-a	Reb	Pf	Tp	Ast	TO	Blk	Stl	Min
Theo Robertson, f	6-8	1-1	8-10	1	0	21	1	1	0	0	42
Alex Pribble, f	0-0	0-0	0-0	1	4	0	0	1	0	0	11
Ryan Anderson, c	2-5	0-2	2-2	5	5	6	0	1	0	2	25
Ayinde Ubaka, g	6-8	3-4	6-9	2	0	21	1	3	0	0	42
Omar Wilkes, g	0-8	0-3	4-4	4	0	4	4	1	0	0	32
Jerome Randle	3-4	0-1	0-0	1	1	6	0	2	0	0	15
Eric Viemeisel	0-0	0-0	0-0	0	1	0	1	0	0	1	6
Patrick Christopher	10-16	1-3	3-5	11	2	24	0	0	1	0	33
Taylor Harrison	1-2	0-0	0-1	2	4	2	0	1	0	0	19
Team				0							
Totals	28-51	5-14	23-31	27	17	84	7	10	1	3	225

Halftime: OSU 27, Cal 26. End of Regulation: 71-71. FG%: Cal 54.9, OSU 40.9. 3P%: Cal 35.7, OSU 42.3. FT%: Cal 74.2, OSU 75.0. Officials: Eggers, Brill, White. Technical fouls: none. Attendance: 8,009.

UCLA 85, California 75**Feb. 22, 2007 – Pauley Pavilion – Los Angeles, CA**

Cal battled UCLA (#4 AP/#4 ESPN/USA Today) to a virtual draw for 20 minutes, but the Bruins dominated inside during the second half on their way to an 85-75 victory to snap the Bears' two-game winning streak in Pauley Pavilion. Cal rushed out to a 14-4 lead less than five minutes into the contest. UCLA, though, used an 8-0 run to take its first lead at 32-30 and was up, 35-34, at the break despite allowing the Bears to shoot 66.7 percent from the floor in the first half. In the second half, UCLA scored 36 points in the paint to pull away, leading by as many as 26 points before Cal made a late run. The Bears shot season highs from the floor (60.5%) and three-point range (61.5) and were led by Ryan Anderson's 21 points.

California	Fg-a	3p-a	Ft-a	Reb	Pf	Tp	Ast	TO	Blk	Stl	Min
Theo Robertson, f	3-6	1-1	2-2	2	3	9	2	2	0	0	33
Ryan Anderson, f	7-12	4-6	3-3	6	4	21	2	1	0	1	34
Ayinde Ubaka, g	3-5	1-3	3-4	2	3	10	3	3	0	0	34
Omar Wilkes, g	4-6	0-0	2-2	1	2	10	2	1	0	0	28
Patrick Christopher, g	4-7	1-1	1-2	3	3	10	3	3	0	0	27
Jerome Randle	2-3	1-2	4-4	1	0	9	3	2	0	0	13
Thomas Fang	0-0	0-0	0-0	0	0	0	0	0	0	0	2
Eric Vermeisel	2-3	0-0	0-0	1	2	4	1	0	0	1	12
David Liss	0-0	0-0	0-0	2	0	0	0	0	0	0	2
Alex Pribble	0-0	0-0	0-0	0	2	0	1	0	0	0	5
Taylor Harrison	1-1	0-0	0-0	2	0	2	0	0	0	0	10
Team				1							
Totals	26-43	8-13	15-17	20	19	75	17	13	0	2	200

UCLA	Fg-a	3p-a	Ft-a	Reb	Pf	Tp	Ast	TO	Blk	Stl	Min
Josh Shipp, f	9-12	0-1	4-6	3	0	22	6	1	0	1	27
Luc R. Mbah a Moute, f	4-7	0-1	0-0	8	3	8	3	2	2	0	26
Lorenzo Mata, c	3-4	0-0	8-9	5	3	14	0	0	0	2	23
Darren Collison, g	2-5	0-1	0-0	0	2	4	5	0	0	2	31
Arron Affalo, g	5-9	2-2	1-2	0	2	13	0	3	0	0	34
Russell Westbrook	2-2	0-0	1-2	0	1	5	2	0	0	1	10
Ryan Wright	2-2	0-0	0-0	1	0	4	0	0	0	0	5
Alfred Aboya	4-6	0-0	1-2	4	0	9	0	0	0	1	23
James Keefe	0-2	0-1	0-2	0	1	0	0	0	0	0	3
Michael Roll	2-4	0-1	2-2	2	1	6	1	1	0	0	16
Nikola Dragovic	0-1	0-1	0-0	0	1	0	0	1	0	0	2
Team				1							
Totals	33-54	2-8	17-25	23	14	85	17	9	2	7	200

Halftime: UCLA 35, Cal 34. FG%: Cal 60.5, UCLA 61.1. 3P%: Cal 61.5, UCLA 25.0. FT%: Cal 88.2, UCLA 68.0. Officials: Wood, McAllister, Ramos. Technical fouls: none. Attendance: 11,230.

USC 84, California 66**Feb. 24, 2007 – Galen Center – Los Angeles, CA**

Taj Gibson had 18 points, six rebounds and five assists to lead USC to an 84-66 win over Cal. The Bears jumped out to a quick 9-2 edge on three-pointers by Patrick Christopher, Ryan Anderson and Omar Wilkes. But USC soon responded with its own 9-2 run and took the lead for good at 16-14. After trailing by 14 points early in the second half, the Bears got back within five at 49-44 before the Trojans pulled away.

California	Fg-a	3p-a	Ft-a	Reb	Pf	Tp	Ast	TO	Blk	Stl	Min
Patrick Christopher, f	3-5	1-1	0-0	0	3	7	3	0	1	0	30
Theo Robertson, f	5-9	2-3	1-1	7	1	13	4	3	0	0	34
Ryan Anderson, c	6-15	2-4	0-0	7	3	14	0	1	0	1	31
Ayinde Ubaka, g	5-15	3-8	2-2	5	2	15	6	1	0	1	38
Omar Wilkes, g	5-8	1-3	1-2	1	3	12	0	0	0	0	36
Jerome Randle	1-5	1-4	0-1	3	3	3	3	2	0	1	12
Eric Vermeisel	1-4	0-2	0-0	0	1	2	0	0	0	0	6
David Liss	0-0	0-0	0-0	0	0	0	0	0	0	0	0+
Alex Pribble	0-1	0-0	0-0	0	1	0	0	0	1	0	4
Taylor Harrison	0-0	0-0	0-0	0	1	0	0	1	0	0	9
Team				1							
Totals	26-62	10-25	4-6	24	18	66	16	9	2	3	200

USC	Fg-a	3p-a	Ft-a	Reb	Pf	Tp	Ast	TO	Blk	Stl	Min
Abdoulaye N'diaye, f	2-2	0-0	0-0	3	1	4	0	1	2	0	18
Taj Gibson, f	7-10	0-0	4-5	6	3	18	5	0	1	0	31
Nick Young, g	6-13	1-5	0-0	3	1	13	3	2	0	0	35
Lodrick Stewart, g	4-12	4-7	1-2	7	2	13	0	2	2	0	33
Gabe Pruitt, g	3-7	1-4	2-2	4	4	9	3	1	0	1	23
Ryan Wetherell	0-0	0-0	0-0	0	0	0	0	0	0	0	1
Chris Penrose	1-2	1-2	0-0	0	0	3	0	0	0	0	2
Daniel Hackett	2-4	1-2	3-4	4	0	8	5	1	0	2	20
Dwight Lewis	5-7	2-2	2-2	3	1	14	2	1	0	2	22
Kyle Austin	0-0	0-0	0-0	0	0	0	0	0	0	0	1
RouSean Cromwell	0-0	0-0	2-2	2	1	2	0	0	1	0	14
Team				2							
Totals	30-57	10-22	14-17	34	13	84	18	9	6	5	200

Halftime: USC 39, Cal 27. FG%: Cal 41.9, USC 52.6. 3P%: Cal 40.0, USC 45.5. FT%: Cal 66.7, USC 82.4. Officials: Eggers, Rastatter, Ditty. Technical fouls: none. Attendance: 10,027.

**Taylor Harrison****Arizona 70, California 65****March 1, 2007 – Haas Pavilion – Berkeley, CA**

Arizona sank four free throws in the final 23 seconds to clinch a 70-65 win over Cal. Down 65-59 with five minutes left, the Bears got a three-point play from Ryan Anderson and a three-pointer from Ayinde Ubaka around one UA free throw to make it 66-65 with 31 seconds remaining. After the Wildcats upped their lead to 68-65, Ubaka's attempt at a tying three-pointer bounced off the back of the rim. Cal held Arizona to just 42.6 percent shooting from the floor and to 70 points, well below UA's Pac-10-leading 79.6 ppg average entering the game.

Arizona	Fg-a	3p-a	Ft-a	Reb	Pf	Tp	Ast	TO	Blk	Stl	Min
Chase Budinger, f	7-16	3-7	1-2	12	0	18	4	2	0	0	37
Jordan Hill, f	0-0	0-0	0-0	1	1	0	0	0	0	0	6
Ivan Radenovic, c	5-7	0-0	9-11	8	1	19	1	2	2	0	37
Marcus Williams, g	7-13	1-3	6-7	9	2	21	4	3	1	1	37
Mustafa Shakur, g	1-9	0-5	2-2	6	1	4	5	5	1	3	33
Jawann McClellan	1-4	0-1	2-4	3	2	4	2	1	1	0	18
Daniel Dillon	1-3	0-1	0-0	0	0	2	0	2	0	0	16
Bret Brielmaier	1-2	0-0	0-0	0	2	2	0	1	0	0	16
Team				2							
Totals	23-54	4-17	20-26	41	9	70	16	16	5	4	200

California	Fg-a	3p-a	Ft-a	Reb	Pf	Tp	Ast	TO	Blk	Stl	Min
Theo Robertson, f	4-8	0-2	0-0	7	3	8	2	2	2	0	36
Alex Pribble, f	0-2	0-1	0-0	1	4	0	1	0	0	0	15
Ryan Anderson, c	3-10	0-1	6-7	6	3	12	0	3	1	1	35
Ayinde Ubaka, g	6-12	3-6	0-0	3	2	15	4	2	0	1	30
Omar Wilkes, g	4-11	2-5	0-0	3	0	10	2	0	0	1	27
Jerome Randle	3-6	0-2	0-0	0	1	6	1	3	0	1	19
Eric Vermeisel	1-2	1-2	0-0	0	2	3	0	0	0	0	6
Patrick Christopher	4-10	0-2	1-1	6	3	9	1	1	0	0	28
Taylor Harrison	1-1	0-0	0-0	1	2	2	0	0	0	0	4
Team				1							
Totals	26-62	6-21	7-8	28	21	65	11	11	3	4	200

Halftime: UA 36, Cal 34. FG%: UA 42.6, Cal 41.9. 3P%: UA 23.5, Cal 28.6. FT%: UA 76.9, Cal 87.5. Officials: Libbey, Reed, Giron. Technical fouls: Cal bench. Attendance: 9,168.

Arizona State 42, California 41

March 3, 2007 – Haas Pavilion – Berkeley, CA

Derek Glasser grabbed a long offensive rebound and hit a three-pointer from the top of the key with 14 seconds left to lift Arizona State to a 42-41 win over Cal. The Bears had one final shot at the win, but Theo Robertson missed on his own three-point attempt with three seconds to go. Neither team could mount much of an offense throughout the game, and both teams went scoreless the final 6:51 except for Glasser's basket. Cal's 41-point output was its lowest since scoring 37 points vs. Washington State in 1988. Omar Wilkes paced the Bears with 16 points, 14 of which came in the first half when Cal built a 25-21 lead.

Arizona State	Fg-a	3p-a	Ft-a	Reb	Pf	Tp	Ast	TO	Blk	Stl	Min
Jerren Shipp, f	5-8	1-4	0-2	4	1	11	0	3	0	1	34
Serge Angounou, f	1-5	1-5	0-1	4	3	3	0	1	0	0	30
Jeff Pendergraph, c	2-5	0-0	0-0	6	3	4	0	2	1	0	34
Derek Glasser, g	2-4	1-3	0-0	3	2	5	1	5	0	1	30
Christian Polk, g	2-7	2-5	0-0	3	1	6	3	3	0	0	25
Allen Morill	2-4	0-1	0-0	5	0	4	2	0	0	1	16
Antwi Atuahene	4-8	1-3	0-0	1	3	9	3	3	0	0	21
Steve Jones	0-1	0-0	0-0	0	0	0	1	0	0	0	10
Team				2				1			
Totals	18-42	6-21	0-3	28	13	42	10	18	1	3	200

California	Fg-a	3p-a	Ft-a	Reb	Pf	Tp	Ast	TO	Blk	Stl	Min
Theo Robertson, f	1-6	0-3	2-2	1	2	4	2	3	0	1	32
Alex Pribble, f	0-1	0-1	0-0	2	3	0	1	1	0	1	11
Ryan Anderson, c	1-6	0-1	2-2	4	4	4	0	0	0	2	36
Ayinde Ubaka, g	1-8	0-5	1-2	7	0	3	5	4	0	0	38
Omar Wilkes, g	6-9	3-3	1-1	2	1	16	0	0	0	1	26
Jerome Randle	3-8	1-5	0-0	1	0	7	2	0	0	1	24
Eric Vierneisel	2-5	1-4	1-2	3	1	6	1	3	0	1	18
Patrick Christopher	0-0	0-0	1-2	3	2	1	1	3	0	0	11
Taylor Harrison	0-0	0-0	0-2	0	0	0	0	0	0	0	4
Team				3							
Totals	14-43	5-22	8-13	26	13	41	12	14	0	7	200

Halftime: Cal 25, ASU 21. FG%: ASU 42.9, Cal 32.6. 3P%: ASU 28.6, Cal 22.7. FT%: ASU 0.0, Cal 61.5. Officials: Wood, Rastatter, Spitznagel. Technical fouls: none. Attendance: 7,951.

California 70, Oregon State 51

March 7, 2007 – Staples Center – Los Angeles, CA

California used a 34-2 run in the first half to key a 70-51 victory over Oregon State in the first round of the Pac-10 Tournament. Down, 13-6, to start the game, the Bears suddenly caught fire, going on a 9-0 run. After OSU tied the score at 15-all, the Bears scored the game's next 25 points for a 40-15 advantage. Ryan Anderson, who finished with a career-high 27 points, had 20 points by halftime. The Beavers cut their deficit to eight points twice in the second half, but Cal withstood the challenge and did not let them any closer.

Oregon State	Fg-a	3p-a	Ft-a	Reb	Pf	Tp	Ast	TO	Blk	Stl	Min
Marcel Jones, f	9-18	2-9	1-7	8	3	21	0	1	2	2	34
Michael Johnson, f	2-2	0-0	0-0	0	2	4	0	0	0	0	13
Kyle Jeffers, c	2-2	0-0	1-2	4	1	5	1	0	1	0	22
Josh Tarver, g	1-6	0-3	5-6	3	3	7	2	4	0	0	28
Wesley Washington, g	0-3	0-1	0-0	2	1	0	3	3	0	1	13
Calvin Hampton	0-0	0-0	0-0	1	1	0	0	1	0	0	5
Angelo Tsagarakis	0-1	0-1	0-0	1	0	0	0	0	0	0	6
Roeland Schaftenaar	0-1	0-0	0-0	5	1	0	1	0	1	1	14
Seth Tarver	1-1	0-0	0-0	0	0	2	0	1	0	0	6
Jack McGillis	0-5	0-4	4-4	4	1	4	0	2	0	1	29
Sasa Culic	0-3	0-3	0-0	2	0	0	0	0	0	0	5
Vojin Svirar	3-6	2-4	0-0	1	3	8	2	1	0	1	25
Team				0							
Totals	18-48	4-25	11-19	31	16	51	9	13	4	6	200

California	Fg-a	3p-a	Ft-a	Reb	Pf	Tp	Ast	TO	Blk	Stl	Min
Theo Robertson, f	1-7	0-2	1-2	5	4	3	1	0	0	1	27
Alex Pribble, f	0-1	0-1	0-0	2	1	0	1	1	0	0	11
Ryan Anderson, c	9-18	6-10	3-4	15	2	27	1	1	0	1	30
Ayinde Ubaka, g	3-10	2-6	2-2	4	1	10	4	2	0	1	28
Omar Wilkes, g	3-9	1-4	3-4	7	0	10	0	1	0	0	24
Jerome Randle	2-5	1-2	3-4	3	1	8	5	2	0	2	26
Thomas Fang	0-0	0-0	0-0	0	0	0	0	0	0	0	1
Eric Vierneisel	3-6	2-3	0-0	2	4	8	3	2	0	0	21
David Liss	0-0	0-0	0-0	0	0	0	0	0	0	0	1
Patrick Armstrong	0-0	0-0	0-0	0	0	0	0	1	0	0	1
Patrick Christopher	1-5	0-1	0-0	2	0	2	0	0	0	0	13
Taylor Harrison	1-2	0-0	0-0	3	3	2	0	0	1	1	17
Team				1				1			
Totals	23-63	12-29	12-16	44	16	70	15	11	1	6	200

Halftime: Cal 43, OSU 25. FG%: OSU 37.5, Cal 36.5. 3P%: OSU 16.0, Cal 41.4. FT%: OSU 57.9, Cal 75.0. Officials: Harris, McCall, Brill. Technical fouls: none. Attendance: 15,119.

California 76, UCLA 69 OT

March 8, 2007 – Staples Center – Los Angeles, CA

Ayinde Ubaka scored eight of his career-high-tying 29 points in overtime to lead Cal to a 76-69 Pac-10 Tournament quarterfinal victory over UCLA (#4 AP/#3 ESPN/USA Today). The Bears jumped out to a 16-point lead in the first half and were up, 37-25, at the break before UCLA battled back to take a lead at 42-41 with 11:38 left. The Bruins, though, couldn't push their advantage to more than four, and Ubaka sent the game into the extra frame on a runner in the lane with 15 seconds left. In OT, Eric Vierneisel's four free throws and an Ubaka three-pointer comprised a 7-0 spurt that gave the Bears control.

California	Fg-a	3p-a	Ft-a	Reb	Pf	Tp	Ast	TO	Blk	Stl	Min
Theo Robertson, f	2-7	0-2	2-2	5	5	6	2	3	1	2	35
Alex Pribble, f	0-0	0-0	0-0	1	0	0	0	0	0	0	7
Ryan Anderson, c	6-11	2-4	4-4	8	3	18	2	2	0	1	42
Ayinde Ubaka, g	9-12	5-6	6-8	3	3	29	1	3	0	0	40
Omar Wilkes, g	3-9	0-3	0-0	4	3	6	1	1	0	1	36
Jerome Randle	0-4	0-2	0-1	3	2	0	5	2	0	2	26
Eric Vierneisel	2-3	1-1	5-6	1	1	10	1	0	0	0	9
Patrick Christopher	1-1	0-0	0-0	2	2	2	0	1	0	0	10
Taylor Harrison	1-3	0-0	3-4	2	4	5	0	2	0	0	20
Team				4							
Totals	24-50	8-18	20-25	33	23	76	12	14	1	6	225

UCLA	Fg-a	3p-a	Ft-a	Reb	Pf	Tp	Ast	TO	Blk	Stl	Min
Josh Shipp, f	7-16	5-9	0-1	5	2	19	3	1	0	0	40
Luc R Mbah a Moute, f	5-6	0-0	3-9	6	3	13	2	1	1	1	37
Lorenzo Mata, c	3-4	0-0	2-4	9	5	8	0	1	2	0	31
Darren Collison, g	5-15	3-10	7-9	4	0	20	6	7	0	3	43
Arron Affalo, g	1-7	0-5	1-4	0	5	3	1	2	0	0	38
Russell Westbrook	0-1	0-0	0-0	0	0	0	0	0	0	0	3
Ryan Wright	0-0	0-0	0-0	0	0	0	0	0	0	0	1
Alfred Aboya	2-4	0-0	2-2	6	5	6	0	1	0	1	21
Michael Roll	0-2	0-1	0-0	1	3	0	0	1	0	0	11
Team				1							
Totals	23-55	8-25	15-29	32	23	69	12	14	3	5	225

Halftime: Cal 37, UCLA 25. End of Regulation: 61-61. FG%: Cal 48.0, UCLA 41.8. 3P%: Cal 44.4, UCLA 32.0. FT%: Cal 80.0, UCLA 51.7. Officials: Hicks, Reed, McRoy. Technical fouls: none. Attendance: 16,318.

Oregon 81, California 63

March 9, 2007 – Staples Center – Los Angeles, CA

Oregon (#16 AP/#18 ESPN/USA Today) shot 69.2 percent from the floor in the first half en route to an 81-63 win over Cal in the Pac-10 Tournament semifinals. Down, 44-23, at the break, the Bears opened the second half on a 19-5 run to make it, 49-42, with 12:23 left. Cal got its deficit down to six at 59-53 on a Ryan Anderson layup with 7:17 to go. But the Ducks responded with a 16-3 run to take control. Anderson, who was named to the all-tournament team, finished with 17 points and 12 rebounds, while Theo Robertson also added 17 points.

California	Fg-a	3p-a	Ft-a	Reb	Pf	Tp	Ast	TO	Blk	Stl	Min
Theo Robertson, f	6-9	3-4	2-3	2	3	17	1	0	0	2	31
Alex Pribble, f	0-1	0-1	2-4	4	4	2	0	1	0	1	18
Ryan Anderson, c	6-16	0-5	5-6	12	2	17	0	1	0	0	39
Ayinde Ubaka, g	3-9	1-5	0-2	0	2	7	5	4	0	2	24
Omar Wilkes, g	3-7	0-1	0-0	0	0	6	1	0	0	2	29
Jerome Randle	2-6	1-4	2-2	1	1	7	2	3	0	0	20
Eric Vierneisel	2-2	1-1	0-0	2	2	5	0	0	0	0	12
Patrick Christopher	1-4	0-1	0-0	2	0	2	0	2	0	0	22
Taylor Harrison	0-0	0-0	0-0	0	1	0	0	0	0	1	5
Team				2							
Totals	23-54	6-22	11-17	25	15	63	9	11	0	8	200

Oregon	Fg-a	3p-a	Ft-a	Reb	Pf	Tp	Ast	TO	Blk	Stl	Min
Malik Hairston, f	10-13	0-0	2-3	4	3	22	2	1	0	0	28
Bryce Taylor, f	4-7	1-2	0-0	5	2	9	0	4	1	0	36
Maarty Leunen, c	4-6	1-1	4-4	5	3	13	5	2	0	2	35
Aaron Brooks, g	4-7	1-1	1-3	3	2	10	6	2	0	2	40
Tajuan Porter, g	8-12	6-10	2-2	2	2	24	1	3	0	1	34
Chamberlain Oguchi	0-3	0-2	0-0	2	1	0	1	0	0	0	9
Joevan Catron	0-0	0-0	3-4	4	1	3	1	1	0	0	18
Team				4							
Totals	30-48	9-16	12-16	29	14	81	16	13	1	5	200

Halftime: UO 44, Cal 23. FG%: Cal 42.6, UO 62.5. 3P%: Cal 27.3, UO 56.3. FT%: Cal 64.7, UO 75.0.

Officials: Scyphers, Wood, Reed. Technical fouls: none. Attendance: 18,196.